

MAINTENANCE INSTRUCTIONS

Page 1

TARKETT - ACCZENT (ALL STYLES INCLUDING CONTRACT WOOD AND NATURE) - AQUARELLE FLOORING

2016

To help protect your floorcovering from varying levels of traffic and also as the first defence against the weather, we strongly recommend that barrier mats be installed at entry points to the building to limit the amount of wet and dry soiling. If maintained correctly, these barrier mats should limit the transfer of foot borne contamination and make the daily cleaning and maintenance programme even easier.

Polish or maintainers should not to be applied to the surface of Tarkett commercial heterogeneous vinyl products, as the unique PUR factory applied surface treatment removes their necessity.

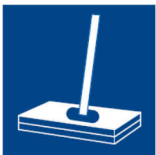
For commercial to heavy commercial applications mechanical maintenance is considered essential on a regular ongoing basis.

Initial Treatment

1. Allow at least 2 days from the completion of the installation of the floorcovering, prior to carrying out any wet cleaning.
2. Ensure that all trace of adhesive is removed from the surface of the floorcovering.
3. Sweep floor area with a soft broom or a V Sweep.
4. Depending on the level of site soiling after the installation is complete, it may be necessary to scrub the floor clean, prior to adopting the daily maintenance regime. Please find the following options.
 - a) Mop clean using Total Inventive Cleaning Ltd Scrubclean system with Total Inventive Cleaning Ltd SS1 Solution PH neutral detergent (Total Inventive Cleaning Ltd SS3 on heavily soiled areas and TIC Pal-O-Mine Range).
 - b) Scrub the surface of the vinyl using a contra rotating cylindrical machine, rotary scrubber or a scrubber-dryer standard speed machine fitted with a **Tan Pad**.

Routine Maintenance

Non-Mechanical Method



1. Sweep floor area with a soft broom or V sweep.
2. Mop clean using Scrubclean system with SS1 neutral PH detergent, (SS3 on heavily soiled areas and Pal-O-Mine Range).

It is important to ensure that only the smallest amount of moisture is deposited onto the floorcovering when cleaning, so that the floorcovering surface will dry within 15 – 20 seconds.

Mechanical Method



1. Sweep floor area with a soft broom or V sweep.
2. Spray apply a solution of SS1 neutral PH detergent, diluted as per the manufactures recommendation. A pump-up spray will allow for even distribution and economy of the cleaning solution. (SS3 should be used on areas that are heavily soiled or are greasy. Leave to stand for 5-10 minutes).
3. Scrub the surface of the vinyl using a contra rotating cylindrical machine, rotary scrubber or a scrubber-dryer standard speed machine fitted with a **Tan Pad**.
4. Mop clean using Scrubclean system with SS1 neutral PH detergent.
5. If the surface is dull, dry burnish with an ultra high-speed rotary machine (best results 1000rpm) fitted with a **white pad**.

MAINTENANCE INSTRUCTIONS

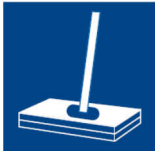
Page 2

TARKETT - ACCZENT (ALL STYLES INCLUDING CONTRACT WOOD AND NATURE) - AQUARELLE FLOORING

2016

Cleaning & Maintenance of Stairs

Non-Mechanical Method



1. Sweep floor area with a soft broom or V sweep.
2. Mop clean using Scrubclean system with SS1 neutral PH detergent, (SS3 on heavily soiled areas and Pal-O-Mine Range).




Existing cleaning products and methods are no longer fit for purpose. With this new integrating family of products SYR Tic will correct long standing faults related to safety and cleaning. Quality training will be simplified and lead to consistency which in turn will produce huge levels of cost reduction and customer satisfaction.



The Scrubclean® System has unique features such as:

- Cleans floors and other surfaces as often as required with a microfibre mop-head that is laundered clean every time.
- Launderers mop-heads during work procedure.
- Cuts traditional detergent use by 60%.
- Water inside the bucket remains cleaner due to the unique chemical introduced into the system.
- Dry, safe floors.
- Many other features can be shown during a demonstration which would illustrate the unique advantages associated with the Scrubclean® System.



The Floor Sponge



Cove Cleaner



Grout Cleaner

The Water Extractor



The Edging Tool



The all square cleaning tool



The all round cleaning tool



• Scrubclean Solution (SS1): Best for general purpose areas. Using this chemical in conjunction with the systems that SYR Tic have created you will get the best possible outcomes when cleaning your surfaces.



• Scrubclean Antibacterial (SS2): Best for high risk areas such as where bacteria can grow. Using this chemical in conjunction with the systems that SYR Tic have created you will get the best possible outcomes when cleaning your surfaces.



• Scrubclean Solution Heavy Duty (SS3): Best used for heavily soiled and greasy areas. (After clearance from Tic Taskforce supervision).



The Fast Mop™ and The Dual Mop™ gives a whole new meaning to sweeping and mopping. Where areas are only lightly soiled but in need of good thorough dust control. THESE MOPS ARE IDEAL. Once it has been established that an area in a building only needs light maintenance treatment then that is what it should get. A great deal of money can be saved by applying Light & Easy cleaning techniques to certain areas where most others call for heavy duty procedures.

The Dual Mop™ & Fast Mop™ work by using the handle of the mop as a cleaning solution reservoir. A thumb operated button on top of the handle pumps solution forwards out of three jets placed just above the pad holder so that the pad can utilise the moisture to clean. The pad uses Velcro to attach to the holder. The reservoir is replenished via the removable ball end at the top of the handle by simply unscrewing.

Contact Us | Email: safefloors@syrcclean.com Tel: +44(0)1384 421215 Web: www.syrctic.com