

TARKETT  
WOOD

# PARQUET MAGAZINE

Inspiration and guide to  
Tarkett's wood flooring



THE ULTIMATE  
FLOORING EXPERIENCE



NEW

Heritage Oak Opal White - 41007014



# WOOD, A NATURAL CHOICE

A wood floor brings a special character that enhances a room whatever life or activity it contains. Designing a floor requires taking time to think about not only what looks good, but also what lasts the test of time to bring a stylish, functional and beautiful setting to your everyday.

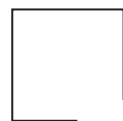
By tracking consumer trends, understanding changing lifestyles and mastering new technologies, we have crafted a collection that makes it easier for you to find the floor to suit your needs and aspirations. In these pages, you'll find everything from classic to contemporary designs, interior inspiration and practical guidance on installation, care and accessories.

---

## CONTENT

Genuine craftsmanship .....	2
Find your style .....	4
Atelier Collection .....	6
Noble .....	8
Elegance .....	16
Prestige .....	20
Heritage .....	26
Vintage .....	32
Play .....	36
Shade .....	40
Pure .....	46
Viva .....	52
Sustainability .....	56
Practical information .....	58
Range overview .....	62
Floors details and item numbers .....	64
Accessories details and item numbers .....	75





## GENUINE CRAFTSMANSHIP SINCE 1886

THAT THE STORY OF TARKETT should have its roots in Sweden – a land rich in forests – is not so strange. From it has sprung a passion for wood and the skills of transforming it for the basic human needs of housing, furniture and flooring. From the beauty of nature to the hand of an expert, this know-how has passed from generation to generation of men and women in Tarkett ever since.

---

Tarkett's history began in the late 1880s in a small carpentry shop in Malmo, Sweden that created parquet planks from local oak and beech trees. Soon this thriving company introduced innovations like the Linderman board – a way of joining parquet strips together to make them easier to install, as well as multi-layer parquet that revolutionized the industry by counteracting the natural movement of wood due to humidity. It's a technique that still forms the basis for the European standard for parquet flooring.

This wood expertise helped drive expansion beyond Sweden in the 1950s to neighbouring markets across Europe by the late 1960s. By 1967, the company had become Tarkett with production still in Sweden – at Hanaskog.

Fastforward to today and the little carpentry workshop has become a leading flooring group with manufacturing sites spread across the world. While production has been transformed by modern means, the fundamental knowledge and craftsmanship remains. In choosing Tarkett, you get much more than just a wooden floor. You gain an experience.



# FIND YOUR STYLE IN THIS YEAR'S COLLECTION

Discover the natural beauty and variety in our new collection of wooden flooring, developed around interior decoration trends and styles of today and tomorrow.

---

Be inspired by timeless design and distinctive craftsmanship. Or hardwood floors with powerful character and special finishing touches. There's a wide spectrum of choice in colour and expression.

**ATELIER** reflects a trend evoking classic tastes through toned-down luxury with more than a touch of extra care and attention. Inspiration is drawn from authentic and time-worn materials – new or even salvaged – which bring a new calibre of expression.





The quest for a simpler and more wholesome way to live brings us a more eco-conscious yet cultivated style where tradition comes before trend. Key words are harmony and conviviality. Materials and décors are natural, without sacrificing modern convenience and aesthetics.

**SHADE** offers an elegant selection of warm and natural colours to bring a variety of soft and soothing designs to your interior decoration.

**PURE** celebrates the authentic designs of nature at its best, with extra finishing touches to enhance the unique character of every plank for an ever-lasting style.

**PLAY** is where wood floors get that little bit more creative with colour and character. If you're looking for expression, here's where you can find a floor with something to say.

**VIVA** is a beautiful and highly resistant wood flooring that will stand the test of time and is a perfect solution for every renovation project.



Noble Oak Broadway  
7806013

NEW



# ATELIER COLLECTION

NOBLE ■ ELEGANCE ■ PRESTIGE ■ HERITAGE ■ VINTAGE





Heritage Oak Old Brown - 41007004

ATELIER is a prestigious collection of exclusive engineered wood flooring that brings a new level of craftsmanship, quality and expression to interior design.

For beauty, strength and character, Atelier sources wood that offers a unique ambience in all its natural details. Through special rendering, every plank can become a living art with a beautiful patina that brings a lived-in and loved feel over time.



Elegance Oak - 41008001



ATELIER

# NOBLE

**Noble is a modular floor, inspired by the long tradition of classic parquet.**

Noble is a design that reinterprets a classic modular technique of the 1950s. With brushing and hardwax oil finish it creates an interplay of light that changes according to your position and perspective as the light falls in the room. The result is an exciting dynamic between the floor and its surroundings, for an effect that is both timeless and on trend.

The extension is a tribute to classic floor constructions with elegant and more contemporary colour and brushing. Each squared lamella is applied by hand to Tarkett's engineered, layered construction. Alternating grain directions, small variations and designed misalignments give every board a flare of uniqueness and exclusivity typical of all handcrafted work. We call it "Perfect imperfection".



**NEW**

Noble Oak Greenwich – 7806011



Noble Oak Chelsea – 7806016





**NEW**  
Noble Oak Soho – 7806012



Noble Oak Soho – 7806012



Noble Oak Manhattan - 7806014

NEW



Noble Oak Broadway – 7806013

A dynamic interplay of light and floor for a timeless yet trendy effect.

NOBLE










Noble Oak Art Deco – 7806005



Noble Oak – 7806003



Noble Oak Scandinavia – 7806004



Noble Oak Wasa – 7806006



Noble Oak Scandinavia – 7806004






ATELIER

# ELEGANCE

**Exclusive wide and long planks.  
Nature's own design determines  
their unique character.**

Elegance's wide, extra long, extra thick planks stretch out to shape perspectives and bring a serene ambience to a room. Its natural beauty, with all the cracks and knots of the wood, is enhanced through hand-crafted elements like bevelling. Its hardwax oil finishing highlights each plank's distinctive grain and structure. A harmonious combination of design and decoration in a floor that brings depth, beauty and sophistication to any room.





Elegance Oak Champagne – 41008002



Elegance Oak Sterling – 41008004



Elegance Oak – 41008001

┌ The wide, extra long,  
extra thick planks bring  
an experience beyond  
the ordinary.

ELEGANCE







ATELIER

# PRESTIGE

**A sophisticated and naturally worn look. As if Prestige planks had been left to be worn by wind and weather.**

---

Prestige celebrates nature's creation and wood's intrinsic strength and power to stand the test of time. Careful brushing enhances the structure and patina of the wood, as though it had been weathered by sun, sand and wind. The effect is a smooth and rustic appearance— like an old wooden bench on a windswept promenade by the ocean, season after season.










Prestige Oak Dark Slate – 7877047



Prestige Oak White Sand – 7877046



Prestige Oak Dark Slate – 7877047



Prestige Oak – 7877048



┌  
An antique look –  
weathered and worn  
by natural elements

Prestige Oak White Sand – 7877046



Prestige Ash Seashell - 7967018





ATELIER

# HERITAGE

**Heritage introduces nature's styling at its best – a genuinely rustic oak. Natural details that give floors a feeling of century-old patina.**

---

Not so long ago, some raw oak materials were not considered to have the right look for flooring. Now, this rustic, grainy wood is sought after more than ever. And the larger the shape or depth of the cracks, knots and natural colour variations, the better! The wood grains are enhanced with brushing and staining to emphasize the beautiful details that make each plank unique.



Heritage Oak Dove Grey - 41007015



┌ Natural characteristics and added finishing effects create a really rustic and beautiful feel.

**NEW**

Heritage Oak Dove Grey – 41007015



Heritage Oak Lime Stone – 41007002



Heritage Oak Blonde – 41007013



Heritage Oak – 41007009





NEW

Heritage Oak Opal White – 41007014



Partial saw marks and special treatment give the wood an appealing worn look of a floor with a story to tell




ATELIER

# VINTAGE

**Floors with history. Woodworking traces, from saw marks to indentation, give added personality and a sense of time gone-by.**

---

Vintage combines the charm and detail of old wooden floors with all the benefits of modern flooring for a lived-in look from day one. The worn surfaces you might find in second-hand furniture or salvaged flooring have been recreated. Saw marks, indentations or other distressed details make the floor seem as if it's been walked over for years and years. Add the hardwax oil and each floor will tell you its very own history for generations to come.



┌ Vintage floors have unique surface effects



**FULL SAW MARKS:** evoking memories of historic wood craftsmanship  
Vintage Oak Orléans - 7876104



**PARTIAL SAW MARKS:** testimonies to old woodworking traditions  
Vintage Oak Copenhagen - 7877040




**INDENTATION MARKS:** witnesses to the passage of times  
Vintage Oak Padua - 7877045



Vintage Oak Salamanca - 7877044



Planks that evoke  
woodwork traditions,  
with surfaces that  
bear the marks of time  
and use






Play Ash Ivory Plank - 41006008

# PLAY

With Play, our designers have got creative with colour and character. The results bring you a range of expressive floor designs that gives the room a look that's something out-of-the-ordinary.

Play Oak Charcoal Plank – 7876106



**NEW TECHNOLOGIES** make it possible to bring new and exciting effects to wood floors. Enhancing surface structure and tone, we've introduced different colours and patterns for interiors with a strong character.



Play Oak Black Plank – 7876082



Play Oak Winter Plank - 7876024




Play Oak Marble Plank - 7876009










# SHADE

Shade is an elegant selection offering the warmth of wood through soft and natural colours for a cosy living environment. Explore the colour nuances and their ambience to see how they can bring out the best in your interior decoration.



Shade Oak Cream White Plank XT – 7877049





Colours that highlight the wood design to enhance the ambience of your room.

Shade Oak Evening Grey TreS - 7870065



Shade Oak Antique White Plank - 7876020



Shade Ash Pearl White Plank - 7967007



┌ A collection of fashionable, functional and durable wood flooring in a wide palette of colour shades

Shade Oak Evening Grey MidiPlank – 41016002



Shade Oak Misty Grey Plank - 7876085



Shade Oak Stone Grey Plank – 7876088



Shade Oak Praline Plank - 7876091



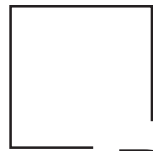
Shade Oak Satin White Plank – 7876031







Pure Oak Nature Plank - 7876070



# PURE

A collection that's rooted in quality, tradition and durability. In Pure we celebrate the authentic designs of Mother Nature, enhancing and preserving the unique character of each plank for flooring that will never go out of style.



Pure Oak Rustic TreS - 7867005



Pure Oak Nature TreS - 7870038



Pure Oak Rustic Plank XT – 7877032



Pure Oak Rustic Plank - 7876080



Pure Oak Rustic DuoPlank – 8727003



Pure Oak Rustic TreS – 7867005



Pure Oak Rustic Plank – 7876079



┌ Nature at it's best, enhanced  
for an ever-lasting style

Pure Oak Nature TreS – 7869015



Pure Walnut TreS – 8577007



Pure Oak Nature TreS – 7869015



Pure Oak Nature DuoPlank – 8727002

PURE







Viva Oak White – 7829002

# VIVA

When it comes to home renovation you need to think beautiful, practical and durable. For a real wood floor with a design-led approach, Viva provides a range of veneer flooring in 8.5 mm thickness with an ergonomic locking system.



Viva Ash Design White – 7953003



Viva Oak – 7828001







┌ The handy, shorter lengths make Viva's veneer floors easy to carry home as well as to install

# DOING THE RIGHT THINGS FROM THE VERY BEGINNING

By 2050, there will be 9 billion people in the world, with 3 billion new middle class consumers looking for a higher quality of life. Earth's resources are limited, so we have to work harder to find new sustainable solutions where people, the environment and economic development are equally important.

At Tarkett, we do not see sustainability as a constraint. Instead, it inspires us to think afresh in everything we do. We develop resource-efficient products that are designed to be reused and recycled with the minimum impact on the environment over their lifetime. In essence, it's about doing the right thing from the start.

**DISCOVER BELOW OUR SUSTAINABILITY APPROACH** and find out more at [www.tarkett.com](http://www.tarkett.com)



## GOOD MATERIALS

We choose good materials when designing our products that respect people's health and the environment and can be either reused safely by nature (biodegradation) or industry (recycling) at the end of product use.



## RESOURCE STEWARDSHIP

Our objective is to reduce and optimize the use of resources at every step of the manufacturing process, maximizing operational efficiency while minimizing our contribution to the issue of resource scarcity faced by our world today.



## PEOPLE FRIENDLY SPACES

Our floors contribute to a safe and healthy environment for people to live, work and spend time in. They are comfortable to walk on, provide good acoustic characteristics and are easy to keep clean.



## REUSE AND RECYCLE

At Tarkett, products no longer have an end of life, but an end of use. We transform what used to be defined as "waste" into even higher quality resources and innovative new products.



# MOVING TO A CIRCULAR ECONOMY

Since 2011, Tarkett has been committed to moving from the historical linear economy, with its one-off use and disposal of resources, the traditional consumption model, to a profitable circular economy model in which resources are recycled and reused.

## CRADLE TO CRADLE™

Our Cradle to Cradle® approach ensures we design our products to contribute positively to the environment and to people's well-being at each step of the product's life, while supporting the development of the circular economy. Cradle to Cradle® is a multi-attribute, continuous improvement standard. Products are evaluated across five categories of human and environmental health:



**Material Health:** Made with materials that are safe for humans and the environment.

**Material Reutilization:** Designed so that all ingredients can be reused safely by nature or industry.

**Renewable Energy and Carbon Management:** Assembled and manufactured with renewable, non-polluting energy.

**Water Stewardship:** Made in ways that protect and enrich water supplies.

**Social Fairness:** Corporate compliance to social responsibility at every level including manufacturing and enforcing fair treatment of workers.

All our parquet floors from 10 mm thickness are Cradle to Cradle® certified.

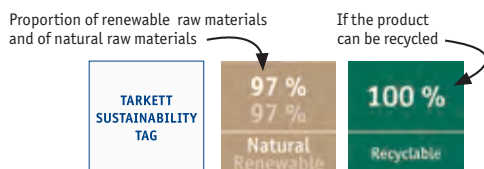
## MORE EXAMPLES FROM OUR ENVIRONMENTAL APPROACH

- We support sustainable forestry and biodiversity.
- More than 60% of our wood is FSC® or PEFC™-certified.
- Our wood flooring factories are certified according to ISO 14001 and ISO 9001.
- Over recent years Tarkett has focused on reducing VOC emissions (volatile organic compound). All hard wood floors have emission levels that are well below valid EU standards and norms.
- Our floor coatings have long been completely solvent-free.
- All Tarkett wood flooring is handled with gentle and dry cleaning methods without the need of strong cleaning chemicals.
- After use, the wood floors from Tarkett are compostable material and can become part of the biological cycle.







## SUSTAINABILITY LABELS FOR ALL PRODUCTS

Tarkett's sustainability label gives you information on what the floors contain and how they contribute to sustainable development. How to read the label:



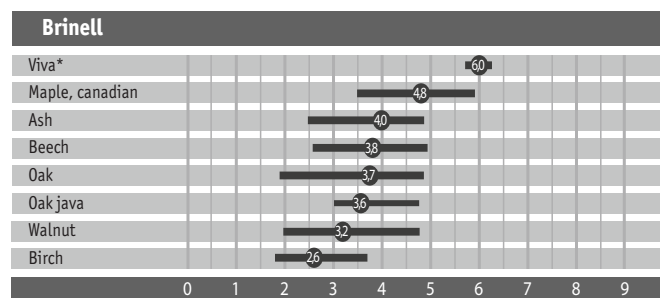
# WOOD SPECIES



- 1 OAK** (*Quercus*) Highly valued and widely used for interior decoration due to its performance. Lighter sapwood and knots enrich its different nuances of brown. With heat treatment it gains exotic darker tone.
- 2 ASH** (*Fraxinus*) Thanks to its toughness and resilience, it is highly suited to high strength applications. Strong contrast between dark heart wood and light sap wood often results in a lively pattern with rich variety of shades.
- 3 MAPLE** (*Acer*) As one of the hardest light wood species, it is highly resistant to wear. Maple has calm and even shades. Its grain is straight with fine, even texture completed by curly growth rings
- 4 BEECH** (*Fagus*) is hard and durable. Due to its cell structure, movements in beech are stronger than in most other wood species. Uniform appearance and elegant warm yellow nuances are characteristic for Beech.
- 5 BIRCH** (*Betula*) This Scandinavian wood is very light and has a calm tone with deep reflective luster. It is slightly soft and is not recommended for busy areas. Nuance difference between grains is nearly invisible.
- 6 WALNUT** (*Juglans*) has excellent wood working properties thanks to its softer characteristics. Colour varies from light brown to warm dark chocolate tone and sapwood is creamy-white. Walnut brings a strong character to the floor.

## DIFFERENT TYPES OF WOOD HAVE DIFFERENT HARDNESS

The common method of measuring the hardness of different types of wood is known as the Brinell test. A small steel ball is pushed against the surface of the wood using a heavy load. The Brinell number is determined by how large an indentation has been made in the wood. The higher the Brinell number, the harder and more resistant the wood is to indentation. Since wood has natural variations in structure, the different parts of the wood may vary in hardness. The Brinell numbers given are average numbers based on several tests.



\*Viva has a high Brinell number because the hard core of HDF absorbs the force of the Brinell ball.

## WOOD FLOORS FOR ALL SEASONS



A wood floor is a living, natural material that shrinks or swells depending on temperature and humidity. In zones with cold winters, we heat our homes resulting in a dry indoor climate. This contracts the grain and the wood shrinks. The wood expands again in the spring. The changes in relative humidity can cause damage to wooden floors, which can crack or become cupped. Tarkett has been making wood floors for more than 125 years and knows how to minimize these negative effects.

---

## UNDERFLOOR HEATING FOR INCREASED COMFORT

When installing wood flooring on heated subfloors, it is essential that surface temperature never exceeds 27° and that the chosen system provides equal heating throughout the entire floor surface, including rugged areas. Please also note that underfloor heating can cause gaps between the floorboards during winter. Some wood species and constructions are more prone to movements and are, therefore, not recommended for underfloor heating. For details read our product datasheet on [tarkett.com](http://tarkett.com). All other types of wood are suitable when respecting the above instructions.



### ADAPTED MANUFACTURING PROCESS

We take into account the changes in the wood throughout the entire manufacturing cycle to minimize movement in the finished wood floor. An advanced drying process is essential to ensure high product quality and can sometimes take up to one year.


### HELPFUL CONSTRUCTION

To minimize natural movements, our wooden floors are built up in three layers. By alternating the direction of the fibres in these layers, movements in the wood are minimized and this creates a balanced and stable floor. Our strong glueless locking system locks the boards tightly against one another without any gaps.



## WOODEN FLOORS CHANGE COLOUR

Wooden floors change colour as the wood ages. The wood is also affected by the ultraviolet rays of the sun. This can clearly be seen if you move a rug that's been down for a while. Some types of wood, walnut for instance, change colour within a matter of weeks, while others take a little longer. Walnut gets lighter with a reddish tone while other species attain a more golden shade. Please check the documentation section of our website for more information.



# 2-LOCK MAKES IT EASY AND QUICK!







Using 2-lock makes it is simpler than ever to lay wooden floors. The secret is a small spring in the ends of the floorboards. When you press down the board the spring locks the two boards together. It is quick and the board stays put. Follow the instructions and you can easily lay a floor in an average-sized room in less than a day.

Our super wide and large **Elegance** planks, come with a tongue and groove system for a glue-down installation.

Our **Viva** ranges come with the Ultra-loc installation system.

**For complete installation instructions or further details, please visit [www.tarkett.com](http://www.tarkett.com) or contact your Tarkett retailer.**

## PATTERN CONSTRUCTION

1- STRIP	 <p>Wide Plank</p> <p>Plank XT</p> <p>Plank</p> <p>Midi Plank</p>	<p>Width 280 mm</p> <p>Width 190 mm</p> <p>Width 162 mm</p> <p>Width 134 mm</p>	<p>Luxury feeling</p> <p>Peaceful pattern</p> <p>Exclusive appearance</p>	<p>Recommended for medium to large environments</p>
2- STRIP	 <p>DuoPlank</p>	<p>Width 194 mm</p>	<p>Warm feeling</p> <p>Quiet pattern</p> <p>Modern expression</p>	<p>Recommended for medium to large environments</p>
3- STRIP	 <p>TreS</p>	<p>Width 194 mm</p>	<p>Dynamic feeling</p> <p>Lively pattern</p> <p>Modern expression</p>	<p>Recommended for small to medium environments</p>
MODULAR INSIDE	 <p>Basket Weave</p>	<p>Width 192 mm</p>	<p>Dynamic feeling</p> <p>Elegant pattern</p> <p>Traditional expression</p>	<p>Recommended for small to large environments</p>
MODULAR INSIDE	 <p>Big Block</p>	<p>Width 190 mm</p>	<p>Dynamic feeling</p> <p>Elegant pattern</p> <p>Traditional expression</p>	<p>Recommended for small to large environments</p>
MODULAR INSIDE	 <p>Small Block</p>	<p>Width 190 mm</p>	<p>Dynamic feeling</p> <p>Elegant pattern</p> <p>Traditional expression</p>	<p>Recommended for small to large environments</p>

# WOOD FINISHES

When using your wooden floor, you primarily wear the surface treatment, not the wood itself. For this reason, a wooden floor needs good protection against wear, abrasion, scratches and stains if it is to retain its good looks for a long time. Wooden floors from Tarkett have Proteco, one of the strongest protections on the market. Proteco comes in three varieties which each will provide a different feeling to the floor.



**PROTECO LACQUER**  
Semi-gloss lacquer is applied in six layers. Exactly the right amount of lacquer is applied – not too thick and not too thin – to make the floor extra hard-wearing.




**PROTECO NATURA**  
Matt lacquer, which is applied in the same way as the semi-gloss lacquer is just as hard-wearing and gives equally effective protection. It will retain the natural colour and feel of the wood, just like an oiled floor. It will require a little more care, as a matt surface always attracts more dirt than a semi-gloss lacquer.



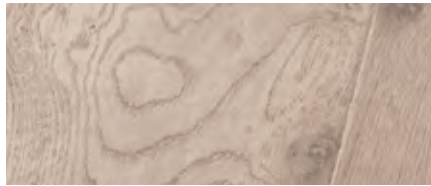
**PROTECO HARDWAX OIL**  
Hardwax oil contains oils from sunflower, linen and soy. It provides a silky matt surface, reinforcing the feeling of the wood. The oil penetrates into the wood while the hardwax remains on the surface and provides extra wear protection. Like all other oiled wooden floors, it must be 'maintenance-oiled' every two or three years. It also requires somewhat more care than a lacquered floor.

## SURFACE AND BEVELS

**A BRUSHED FLOOR GIVES AN ADDED FEELING OF WOOD** By using different brushing methods, the beautiful, natural structure of the wood is further enhanced. Adding saw or indentation marks, gives the floor a more vintage look and feel. Flooring with these kinds of surface effects will also develop a more weathered-looking patina over time.



**BRUSHED**  
Slight brushing to polish the wood pattern and to strengthen the visual differences of wood fibers, without getting too deep.



**DEEP BRUSHED**  
Semi-structural brushing that enhances rustic impression.




**ANTIQUÉ BRUSHED**  
Structural brushing to gain relatively deep yet smooth surface, playing with the density of the timber and highlighting every natural detail.



**PARTIAL SAW MARKS**  
A fully random effect where depth and position of saw marks vary to create a very natural final result. The marks cover mainly long side edges.



**FULL SAW MARKS**  
Rustic and re-cycled design thanks to sawing effects covering the entire width of the board.




**INDENTATION MARKS**  
Camouflage effect that makes the floor very adapted to wear and tear, as dents - a part of a floor's natural finish - will be highlighted.

## BEVELLED FLOORS FOR THAT LITTLE BIT EXTRA!



Bevelling, from smooth to deeper versions emphasizes and reinforces the overall plank design.



MICROBEVELS



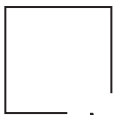
MINIBEVELS



MAXIBEVELS



HANDMADE BEVELS



# WOOD COLLECTION OVERVIEW

ATELIER

ELEGANCE	HERITAGE		PRESTIGE		NOBLE		VINTAGE		
22 mm thickness	14 mm thickness		14 mm thickness		14/16 mm thickness		14 mm thickness		
280 mm width	190 mm width	194 mm width	162/190 mm width	194 mm width	192 mm width	190 mm width	162/190 mm width	194 mm width	



PLAY

13/14 mm thickness

162 mm width



194 mm width



PURE

13/14 mm thickness

162/190 mm width



194 mm width




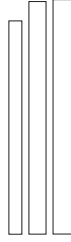
194 mm width



SHADE

13/14 mm thickness

134/162/190 mm width



194 mm width



194 mm width



VIVA/  
VIVA LINE


8.5mm thickness

110/190 mm width




For all details on the ranges, please go to table section, starting page 64 →


NOBLE	Material code	Thickness (mm)	Width (mm)	Length (mm)	Pattern	Surface treatment	Surface effect	Bevel	Stained	m <sup>2</sup> /pack	page
Noble Oak Greenwich <sup>*1</sup>	7806011	16	190	2 280	Big Block	Proteco Hardwax Oil	Brushed	-	Yes	2,60	8
Noble Oak Scandinavia	7806004	14	192	2 028	Basket Weave		Brushed	-	Yes	2,34	13
Noble Oak Scandinavia <sup>*2</sup>	7806008	16	192	2 028	Basket Weave		Brushed	-	Yes	2,34	13
Noble Oak Manhattan <sup>*1</sup>	7806014	16	190	2 280	Small Block		Brushed	-	Yes	2,60	11
Noble Oak Art Deco	7806005	14	192	2 028	Basket Weave		Brushed	-	Yes	2,34	
Noble Oak Art Deco <sup>*2</sup>	7806009	16	192	2 028	Basket Weave		Brushed	-	Yes	2,34	
Noble Oak Soho <sup>*1</sup>	7806012	16	190	2 280	Big Block		Brushed	-	Yes	2,60	10
Noble Oak Basket Weave	7806003	14	192	2 028	Basket Weave	Proteco Lacquer	-	-	No	2,34	
Noble Oak Retro <sup>*2</sup>	7806007	16	192	2 028	Basket Weave	Proteco Lacquer	-	-	No	2,34	
Noble Oak Wasa	7806006	14	192	2 028	Basket Weave	Proteco Hardwax Oil	Brushed	-	Yes	2,34	14
Noble Oak Wasa <sup>*2</sup>	7806010	16	192	2 028	Basket Weave		Brushed	-	Yes	2,34	14
Noble Oak Chelsea <sup>*1</sup>	7806016	16	190	2 280	Small Block		Brushed	-	Yes	2,60	9
Noble Oak Broadway <sup>*1</sup>	7806013	16	190	2 280	Big Block		Brushed	-	Yes	2,60	12



**Noble Oak Greenwich**  
7806011 °




**Noble Oak Scandinavia**  
7806004/7806008 °



**Noble Oak Manhattan**  
7806014 °




**Noble Oak Art Deco**  
7806005/7806009 °




**Noble Oak Soho**  
7806012 °



**Noble Oak Retro**  
7806003/7806007 \*



**Noble Oak Wasa**  
7806006/7806010 °



**Noble Oak Chelsea**  
7806016 °



**Noble Oak Broadway**  
7806013 °

<sup>\*1</sup> From April 2017

<sup>\*2</sup> From September 2017

Note that the product range may be different in different countries. Some floors are not available in all stores. \* Proteco Lacquer \*\* Proteco Natura ° Proteco Hardwax Oil

ELEGANCE	Material code	Thickness (mm)	Width (mm)	Length (mm)	Pattern	Surface treatment	Surface effect	Bevel (4 side)	Stained	m <sup>2</sup> /pack	page
Elegance Oak Champagne	41008002	22	280	2 520	1-strip	Proteco Hardwax Oil	Brushed	Minibevel	Yes	2,82	16
	41008005	22	260	2 520	1-strip		Brushed		Yes	2,62	
Elegance Oak Sterling	41008004	22	280	2 520	1-strip		Brushed		Yes	2,82	
Elegance Oak	41008001	22	280	2 520	1-strip		Brushed		No	2,82	19



**Elegance Oak Champagne**  
41008002 °



**Elegance Oak Sterling**  
41008004 °



**Elegance Oak**  
41008001 °


PRESTIGE	Material code	Thickness (mm)	Width (mm)	Length (mm)	Pattern	Surface treatment	Surface effect	Bevel (4 side)	Stained	m <sup>2</sup> /pack	page
Prestige Ash Seashell	7967018	14	162	2 200	1-strip	Proteco Hardwax Oil	Antique brushed	Minibevel	Yes	2,14	25
Prestige Oak White Sand	7877046	14	190	2 200	1-strip		Antique brushed	Minibevel	Yes	2,51	20
	7877052	14	190	2 000	1-strip		Antique brushed	Minibevel	Yes	2,28	20
Prestige Oak Driftwood	7870059	14	194	2 281	3-strip		Antique brushed	-	Yes	2,66	
Prestige Oak Sand	7870058	14	194	2 281	3-strip		Antique brushed	-	Yes	2,66	
Prestige Oak	7877048	14	190	2 200	1-strip		Antique brushed	Minibevel	No	2,51	
Prestige Oak Dark Slate	7877047	14	190	2 000	1-strip		Antique brushed	Minibevel	Yes	2,28	22




**Prestige Ash Seashell**  
7967018 °



**Prestige Oak White Sand**  
7877046 °




**Prestige Oak Driftwood**  
7870059 °



**Prestige Oak Sand**  
7870058 °



**Prestige Oak**  
7877048 °



**Prestige Oak Dark Slate**  
7877047 °

The pictures only present the color of the floor. For more details regarding grading and variations see the Grading Book or [www.tarkett.com](http://www.tarkett.com)

HERITAGE	Material code	Thickness (mm)	Width (mm)	Length (mm)	Pattern	Surface treatment	Surface effect	Bevel (2 side)	Stained	m <sup>2</sup> /pack	page
Heritage Oak Opal White * <sup>1</sup>	41007014	14	190	2 200	1-strip	Proteco Hardwax Oil	Deep brushed	Handmade minibevel	Yes	2,51	31
Heritage Oak Chalk White * <sup>1</sup>	7870067	14	194	2 281	3-strip		Deep brushed	-	Yes	2,66	
Heritage Oak Lime Stone	41007002	14	190	2 200	1-strip		Deep brushed	Handmade minibevel	Yes	2,51	29
	41007010	14	190	2 000	1-strip		Deep brushed		Yes	2,28	29
Heritage Oak Urban Grey	41007007	14	190	2 200	1-strip		Deep brushed		Yes	2,51	
Heritage Oak Blonde	41007013	14	190	2 000	1-strip		Deep brushed	Yes	2,28	30	
Heritage Oak	41007009	14	190	2 000	1-strip		Deep brushed	No	2,28	30	
Heritage Oak Classic * <sup>1</sup>	7870066	14	194	2 281	3-strip		Deep brushed	-	No	2,66	
Heritage Oak Dove Grey * <sup>1</sup>	41007015	14	190	2 200	1-strip		Deep brushed	Handmade minibevel	Yes	2,51	28
Heritage Oak Old Grey	41007005	14	190	2 200	1-strip		Deep brushed		Yes	2,51	
Heritage Oak Old Brown	41007004	14	190	2 200	1-strip		Deep brushed		Yes	2,51	26



**Heritage Oak Opal White**  
41007014 °



**Heritage Oak Chalk White**  
7870067 °



**Heritage Oak Lime Stone**  
41007002 °




**Heritage Oak Urban Grey**  
41007007 °



**Heritage Oak Blonde**  
41007013 °



**Heritage Oak**  
41007009 °




**Heritage Oak Classic**  
7870066 °



**Heritage Oak Dove Grey**  
41007015 °



**Heritage Oak Old Grey**  
41007005 °



**Heritage Oak Old Brown**  
41007004 °


\*<sup>1</sup> From April 2017

Note that the product range may be different in different countries. Some floors are not available in all stores. \* Proteco Lacquer \*\* Proteco Natura ° Proteco Hardwax Oil

VINTAGE	Material code	Thickness (mm)	Width (mm)	Length (mm)	Pattern	Surface treatment	Surface effect	Bevel (2 side)	Stained	m <sup>2</sup> / pack	page
Vintage Oak Copenhagen	7877040	14	190	2 000	1-strip	Proteco Hardwax Oil	Partial saw marks, brushed	Handmade minibevel	Yes	2,28	32
Vintage Oak Uppsala	7876105	14	162	2 000	1-strip		Partial saw marks, brushed		Yes	1,94	35
Vintage Oak Lund	7877043	14	190	2 000	1-strip		Partial saw marks, brushed		Yes	2,28	
Vintage Oak Orléans	7876104	14	162	2 000	1-strip		Full saw marks, brushed		Yes	1,94	
Vintage Oak Montpellier	7877041	14	190	2 200	1-strip		Partial saw marks, brushed		Yes	2,51	
Vintage Oak Chester	7877042	14	190	2 200	1-strip		Indentation marks, brushed		No	2,51	
Vintage Oak Cambridge	7870062	14	194	2 281	3-strip		Indentation marks, brushed	-	No	2,66	
Vintage Oak Salamanca	7877044	14	190	2 000	1-strip		Partial saw marks, brushed	Handmade minibevel	Yes	2,28	
Vintage Oak Padua	7877045	14	190	2 000	1-strip		Indentation marks, brushed	Handmade minibevel	Yes	2,28	
Vintage Oak Bologna	7870063	14	194	2 281	3-strip		Indentation marks, brushed	-	Yes	2,66	




**Vintage Oak Copenhagen**  
7877040 °




**Vintage Oak Uppsala**  
7876105 °



**Vintage Oak Lund**  
7877043 °



**Vintage Oak Orléans**  
7876104 °



**Vintage Oak Montpellier**  
7877041 °



**Vintage Oak Chester**  
7877042 °




**Vintage Oak Cambridge**  
7870062 °



**Vintage Oak Salamanca**  
7877044 °



**Vintage Oak Padua**  
7877045 °




**Vintage Oak Bologna**  
7870063 °


SHADE	Material code	Thickness (mm)	Width (mm)	Length (mm)	Pattern	Surface treatment	Surface effect	Bevel (2 side)	Stained	m <sup>2</sup> / pack	page
Shade Ash Pearl White Plank	7967007	14	162	2 200	1-strip	Proteco Lacquer	Brushed	Minibevel	Yes	2,14	43
Shade Ash Pearl White TreS	7965007	14	194	2 281	3-strip	Proteco Lacquer	Brushed	-	Yes	2,66	
Shade Ash Linen White Plank	7967009	14	162	2 200	1-strip	Proteco Natura	-	Minibevel	Yes	2,14	
	7967008	14	162	2 000	1-strip	Proteco Natura	-	Minibevel	Yes	1,94	
Shade Ash Linen White TreS	7965010	14	194	2 281	3-strip	Proteco Natura	-	-	Yes	2,66	
Shade Ash Melange DuoPlank	41011002	13	194	2 281	2-strip	Proteco Natura	-	-	Yes	2,66	
Shade Ash Melange TreS	7964006	14	194	2 281	3-strip	Proteco Natura	-	-	Yes	2,66	
Shade Oak Cotton White Plank XT	7877033	14	190	2 200	1-strip	Proteco Natura	-	Minibevel	Yes	2,51	
	7877034	14	190	2 000	1-strip	Proteco Natura	-	Minibevel	Yes	2,28	
Shade Oak Cotton White DuoPlank	8727004	13	194	2 281	2-strip	Proteco Natura	-	-	Yes	2,66	
Shade Oak Cotton White TreS	7870031	14	194	2 281	3-strip	Proteco Natura	-	-	Yes	2,66	
Shade Oak Satin White Plank	7876094	14	162	2 200	1-strip	Proteco Hardwax Oil	-	Minibevel	Yes	2,14	45
	7876031	14	162	2 000	1-strip		-	Minibevel	Yes	1,94	45
Shade Oak Satin White TreS	7870040	14	194	2 281	3-strip	Proteco Hardwax Oil	-	-	Yes	2,66	
Shade Oak Cream White Plank XT	7877049	14	190	2 000	1-strip	Proteco Natura	Brushed	Minibevel	Yes	2,28	42
Shade Oak Cream White MidiPlank	41016001	13	134	1 850	1-strip	Proteco Natura	Brushed	Minibevel	Yes	1,98	
Shade Oak Cream White DuoPlank	8727901	13	194	2 281	2-strip	Proteco Natura	-	-	Yes	2,66	
Shade Oak Cream White TreS	7870030	14	194	2 281	3-strip	Proteco Natura	-	-	Yes	2,66	
Shade Oak Antique White Plank XT	7877014	14	190	2 520	1-strip	Proteco Natura	Brushed	Maxibevel	Yes	2,87	
	7877002	14	190	2 200	1-strip	Proteco Natura	Brushed	Maxibevel	Yes	2,51	
	7877013	14	190	2 000	1-strip	Proteco Natura	Brushed	Maxibevel	Yes	2,28	
Shade Oak Antique White Plank	7876022	14	162	2 520	1-strip	Proteco Natura	Brushed	Maxibevel	Yes	2,45	43
	7876021	14	162	2 200	1-strip	Proteco Natura	Brushed	Maxibevel	Yes	2,14	43
	7876020	14	162	2 000	1-strip	Proteco Natura	Brushed	Maxibevel	Yes	1,94	43
Shade Oak Essence Plank XT	7877050	14	190	2 200	1-strip	Proteco Natura	Brushed	Minibevel	Yes	2,51	
Shade Oak Essence DuoPlank	8727009	13	194	2 281	2-strip	Proteco Natura	Brushed	-	Yes	2,66	40
Shade Oak Misty Grey Plank	7876085	14	162	2 520	1-strip	Proteco Natura	Brushed	Minibevel	Yes	2,45	44
Shade Oak Misty Grey TreS	7870052	14	194	2 281	3-strip	Proteco Natura	-	-	Yes	2,66	
Shade Oak Evening Grey MidiPlank	41016002	13	134	1 850	1-strip	Proteco Natura	Brushed	Minibevel	Yes	1,98	44
Shade Oak Evening Grey TreS	7870065	14	194	2 281	3-strip	Proteco Natura	Brushed	-	Yes	2,66	43



**Shade Ash Pearl White Plank**  
7967007 \*



**Shade Ash Pearl White TreS**  
7965007 \*



**Shade Ash Linen White Plank**  
7967009 \*\*




**Shade Ash Linen White TreS**  
7965010 \*\*



**Shade Ash Melange DuoPlank**  
41011002 \*\*



**Shade Ash Melange TreS**  
7964006 \*\*



**Shade Oak Cotton White Plank XT**  
7877033 \*\*



**Shade Oak Cotton White DuoPlank**  
8727004 \*\*

Note that the product range may be different in different countries. Some floors are not available in all stores. \* Proteco Lacquer \*\* Proteco Natura ° Proteco Hardwax Oil



**Shade Oak Cotton White TreS**  
7870031 \*\*



**Shade Oak Satin White Plank**  
7876094 °



**Shade Oak Satin White TreS**  
7870040 °



**Shade Oak Cream White Plank XT**  
7877049 \*\*



**Shade Oak Cream White MidiPlank**  
41016001 \*\*



**Shade Oak Cream White DuoPlank**  
8727901 \*\*



**Shade Oak Cream White TreS**  
7870030 \*\*



**Shade Oak Antique White Plank XT**  
7877014 \*\*



**Shade Oak Antique White Plank**  
7876022 \*\*



**Shade Oak Essence Plank XT**  
7877050 \*\*




**Shade Oak Essence DuoPlank**  
8727009 \*\*



**Shade Oak Misty Grey Plank**  
7876085 \*\*



**Shade Oak Misty Grey TreS**  
7870052 \*\*




**Shade Oak Evening Grey MidiPlank**  
41016002 \*\*




**Shade Oak Evening Grey TreS**  
7870065 \*\*

SHADE	Material code	Thickness (mm)	Width (mm)	Length (mm)	Pattern	Surface treatment	Surface effect	Bevel (2 side)	Stained	m <sup>2</sup> /pack	page
Shade Oak Soft Grey Plank	7878010	13	162	2 000	1-strip	Proteco Natura	Brushed	Minibevel	Yes	1,94	
Shade Oak Stone Grey Plank	7876088	14	162	2 000	1-strip	Proteco Natura	Brushed	Minibevel	Yes	1,94	45
Shade Oak Stone Grey DuoPlank	8727006	13	194	2 281	2-strip	Proteco Natura	Brushed	-	Yes	2,66	
Shade Oak Stone Grey TreS	7870053	14	194	2 281	3-strip	Proteco Natura	Brushed	-	Yes	2,66	
Shade Oak Pepper Plank XT	7877051	14	190	2 000	1-strip	Proteco Natura	Brushed	Minibevel	Yes	2,28	
Shade Oak Pepper TreS	7870064	14	194	2 281	3-strip	Proteco Natura	Brushed	-	Yes	2,66	
Shade Ash Ginger TreS	7965011	14	194	2 281	3-strip	Proteco Natura	-	-	Yes	2,66	
Shade Oak Praline Plank	7876091	14	162	2 200	1-strip	Proteco Natura	Brushed	Minibevel	Yes	2,14	45
	7876095	14	162	2 000	1-strip	Proteco Natura	Brushed	Minibevel	Yes	1,94	45
Shade Oak Praline TreS	7870037	14	194	2 281	3-strip	Proteco Natura	Brushed	-	Yes	2,66	
Shade Oak Cumin Plank	7876089	14	162	2 200	1-strip	Proteco Natura	-	Minibevel	Yes	2,14	
	7876090	14	162	2 000	1-strip	Proteco Natura	-	Minibevel	Yes	1,94	
Shade Oak Cumin TreS	7870036	14	194	2 281	3-strip	Proteco Natura	-	-	Yes	2,66	




**Shade Oak Soft Grey Plank**  
7878010 \*\*



**Shade Oak Stone Grey Plank**  
7876088 \*\*



**Shade Oak Stone Grey DuoPlank**  
8727006 \*\*



**Shade Oak Stone Grey TreS**  
7870053 \*\*



**Shade Oak Pepper Plank XT**  
7877051 \*\*




**Shade Oak Pepper TreS**  
7870064 \*\*




**Shade Ash Ginger TreS**  
7965011 \*\*




**Shade Oak Praline Plank**  
7876091 \*\*



**Shade Oak Praline TreS**  
7870037 \*\*



**Shade Oak Cumin Plank**  
7876089 \*\*




**Shade Oak Cumin TreS**  
7870036 \*\*

Note that the product range may be different in different countries. Some floors are not available in all stores. \* Proteco Lacquer \*\* Proteco Natura ° Proteco Hardwax Oil



PLAY	Material code	Thickness (mm)	Width (mm)	Length (mm)	Pattern	Surface treatment	Surface effect	Bevel (2 side)	Stained	m <sup>2</sup> /pack	page
Play Ash Ivory Plank	41006008	13	162	2 000	1-strip	Proteco Natura	-	Minibevel	Yes	1,94	36
Play Oak Winter Plank	7876007	14	162	2 000	1-strip	Proteco Natura	Brushed	Handmade bevel	Yes	1,94	38
	7876024	14	162	2 520	1-strip	Proteco Natura	Brushed	Handmade bevel	Yes	2,45	38
Play Oak Autumn Plank	7876098	14	162	2 200	1-strip	Proteco Natura	Brushed	Handmade bevel	Yes	2,14	
Play Oak Java Plank	7885003	14	162	2 000	1-strip	Proteco Natura	Brushed, heat treated	Minibevel	No	1,94	
	7885004	14	162	2 200	1-strip	Proteco Natura		Minibevel	No	2,14	
Play Oak Marble Plank	7876009	14	162	2 200	1-strip	Proteco Natura	Brushed	Minibevel	Yes	2,14	38
Play Oak Charcoal Plank	7876106	14	162	2 000	1-strip	Proteco Natura	Brushed	Minibevel	Yes	1,94	37
Play Oak Black Plank	7876082	14	162	2 000	1-strip	Proteco Natura	Brushed	Minibevel	Yes	1,94	39
Play Oak Black TreS	7870035	14	194	2 281	3-strip	Proteco Natura	Brushed	-	Yes	2,66	




**Play Ash Ivory Plank**  
41006008 \*\*



**Play Oak Winter Plank**  
7876024 \*\*



**Play Oak Autumn Plank**  
7876098 \*\*




**Play Oak Java Plank**  
7885004 \*\*



**Play Oak Marble Plank**  
7876009 \*\*



**Play Oak Charcoal Plank**  
7876106 \*\*



**Play Oak Black Plank**  
7876082 \*\*




**Play Oak Black TreS**  
7870035 \*\*

The pictures only present the color of the floor. For more details regarding grading and variations see the Grading Book or [www.tarkett.com](http://www.tarkett.com)

PURE	Material code	Thickness (mm)	Width (mm)	Length (mm)	Pattern	Surface treatment	Surface effect	Bevel (2 side)	Stained	m <sup>2</sup> /pack	page
Pure Birch TreS	8540002	14	194	2 281	3-strip	Proteco Lacquer	-	-	No	2,66	
Pure Maple Nature TreS	8517003	14	194	2 281	3-strip	Proteco Lacquer	-	-	No	2,66	
Pure Ash Nature TreS	7965005	14	194	2 281	3-strip	Proteco Lacquer	-	-	No	2,66	51
	7965008	14	194	2 281	3-strip	Proteco Natura	-	-	No	2,66	
Pure Beech Nature TreS	7930003	14	194	2 281	3-strip	Proteco Lacquer	-	-	No	2,66	
Pure Oak Select TreS	7870024	14	194	2 281	3-strip	Proteco Lacquer	-	-	No	2,66	
Pure Oak Nature Plank XT	7877027	14	190	2 200	1-strip	Proteco Natura	-	Minibevel	No	2,51	
	7877028	14	190	2 000	1-strip	Proteco Natura	-	Minibevel	No	2,28	
Pure Oak Nature Plank	7876001	14	162	2 200	1-strip	Proteco Lacquer	-	Minibevel	No	2,14	
	7876070	14	162	2 200	1-strip	Proteco Natura	-	Minibevel	No	2,14	46
	7876069	14	162	2 000	1-strip	Proteco Natura	-	Minibevel	No	1,94	46
	7878002	13	162	2 200	1-strip	Proteco Natura	-	Minibevel	No	2,14	
	7878001	13	162	2 000	1-strip	Proteco Natura	-	Minibevel	No	1,94	
Pure Oak Nature DuoPlank	8727002	13	194	2 281	2-strip	Proteco Natura	-	-	No	2,66	50
Pure Oak Nature TreS	7869015	14	194	2 281	3-strip	Proteco Lacquer	-	-	No	2,66	49
	8723001	13	194	2 281	3-strip	Proteco Lacquer	-	-	No	2,66	
	7869017	14	194	2 281	3-strip	Proteco Natura	-	-	No	2,66	
	8723004	13	194	2 281	3-strip	Proteco Natura	-	-	No	2,66	
	7870038	14	194	2 281	3-strip	Proteco Hardwax Oil	-	-	No	2,66	
Pure Oak Nature TreS (brushed)	7870061	14	194	2 281	3-strip	Proteco Natura	Brushed	-	No	2,66	
Pure Oak Rustic Plank XT	7877032	14	190	2 200	1-strip	Proteco Natura	Brushed	Minibevel	No	2,51	48
	7877031	14	190	2 000	1-strip	Proteco Natura	Brushed	Minibevel	No	2,28	48
	7879004	13	190	2 200	1-strip	Proteco Natura	Brushed	Minibevel	No	2,51	
	7879003	13	190	2 000	1-strip	Proteco Natura	Brushed	Minibevel	No	2,28	
Pure Oak Rustic Plank	7876080	14	162	2 200	1-strip	Proteco Natura	Brushed	Minibevel	No	2,14	49
	7876079	14	162	2 000	1-strip	Proteco Natura	Brushed	Minibevel	No	1,94	49
	7876037	14	162	2 200	1-strip	Proteco Hardwax Oil	Brushed	Minibevel	No	2,14	
	7876030	14	162	2 000	1-strip		Brushed	Minibevel	No	1,94	
Pure Oak Rustic DuoPlank	8727003	13	194	2 281	2-strip	Proteco Natura	Brushed	-	No	2,66	
Pure Oak Rustic TreS	8723020	13	194	2 281	3-strip	Proteco Lacquer	-	-	No	2,66	
	7867005	14	194	2 281	3-strip	Proteco Natura	-	-	No	2,66	47
Pure Oak Antique Plank	7876018	14	162	2 200	1-strip	Proteco Natura	Brushed	Maxibevel	No	2,14	
Pure Walnut TreS	8577007	14	194	2 281	3-strip	Proteco Lacquer	-	-	No	2,66	50
	8577008	14	194	2 281	3-strip	Proteco Natura	-	-	No	2,66	



**Pure Birch TreS**  
8540002 \*



**Pure Maple Nature TreS**  
8517003 \*



**Pure Ash Nature TreS**  
7965005 \* 7965008 \*\*



**Pure Beech Nature TreS**  
7930003 \*

Note that the product range may be different in different countries. Some floors are not available in all stores. \* Proteco Lacquer \*\* Proteco Natura ° Proteco Hardwax Oil



**Pure Oak Select TreS**  
7870024 \*



**Pure Oak Nature Plank XT**  
7877027 \*\*



**Pure Oak Nature Plank**  
7876001 \* 7876070/7878002 \*\*



**Pure Oak Nature DuoPlank**  
8727002 \*\*



**Pure Oak Nature TreS**  
7869015/8723001 \*  
7869017/8723004 \*\* 7870038 °



**Pure Oak Nature TreS (brushed)**  
7870061 \*\*



**Pure Oak Rustic Plank XT**  
7877032/7879004 \*\*



**Pure Oak Rustic Plank**  
7876080 \*\* 7876037 °



**Pure Oak Rustic DuoPlank**  
8727003 \*\*



**Pure Oak Rustic TreS**  
8723020 \* 7867005 \*\*



**Pure Oak Antique Plank**  
7876018 \*\*



**Pure Walnut TreS**  
8577007 \* 8577008 \*\*

VIVA	Material code	Thickness (mm)	Width (mm)	Length (mm)	Pattern	Surface treatment	Surface effect	Bevel (4 side)	Stained	m <sup>2</sup> /pack	page
Viva Ash Design White	7953003	8,5	190	1220	2-strip	Proteco Lacquer	-	-	Yes	1,85	54
Viva Oak White	7829002	8,5	190	1220	2-strip	Proteco Natura	-	-	Yes	1,85	52
Viva Oak (1-strip)	7828009	8,5	190	1220	1-strip	Proteco Natura	Brushed	Microbevel	No	1,85	
Viva Oak (2-strip)	7828007	8,5	190	1220	2-strip	Proteco Natura	-	-	No	1,85	
Viva Oak (3-strip)	7828001	8,5	190	1220	3-strip	Proteco Lacquer	-	-	No	1,85	55
	7828002	8,5	190	1220	3-strip	Proteco Natura	-	-	No	1,85	
Viva Walnut	8581002	8,5	190	1220	3-strip	Proteco Natura	-	-	No	1,85	



**Viva Ash Design White**  
7953003 \*



**Viva Oak White**  
7829002 \*\*



**Viva Oak (1-strip)**  
7828009 \*\*



**Viva Oak (2-strip)**  
7828007 \*\*




**Viva Oak (3-strip)**  
7828001 \* 7828002 \*\*



**Viva Walnut**  
8581002 \*\*

VIVA LINE	Material code	Thickness (mm)	Width (mm)	Length (mm)	Pattern	Surface treatment	Surface effect	Bevel (4 side)	Stained	m <sup>2</sup> /pack	page
Viva Line Oak	7831002	8,5	110	1220	1-strip	Proteco Natura	-	Microbevel	No	1,61	
Viva Line Oak (brushed)	7831003	8,5	110	1220	1-strip	Proteco Natura	Brushed		No	1,61	
Viva Line Walnut	8582002	8,5	110	1220	1-strip	Proteco Natura	-		No	1,61	
Viva Line Oak Black	7831004	8,5	110	1220	1-strip	Proteco Natura	Brushed		Yes	1,61	



**Viva Line Oak**  
7831002 \*\*



**Viva Line Oak (brushed)**  
7831003 \*\*



**Viva Line Walnut**  
8582002 \*\*



**Viva Line Oak Black**  
7831004 \*\*

Note that the product range may be different in different countries. Some floors are not available in all stores. \* Proteco Lacquer \*\* Proteco Natura ° Proteco Hardwax Oil

# INSTALLATION

## 1 BEFORE YOU BEGIN

Make sure the subfloor is level, firm, dry and clean. The temperature and humidity must be correct before, during and after installation. You must not open the packs until immediately before installation.



## 2 SUBFLOOR PREPARATION

### USE TARKETT UNDERLAY MATERIAL

For a floating installation - when the wooden floor is joined together without being attached to the subfloor - you should use an underlay material to level the surface, optimize sound performance and increase walking comfort. Tarkett Tarkofoam II and Tarkoflex II meet all these criteria.

### REMEMBER THE VAPOUR BARRIER!

A vapour barrier is a polythene foil that prevents humidity migration from the sub-floor to the wood floor. It is applied over the entire subfloor and should be laid with an overlap of at least 200 mm. The underlay material Tarkoflex II also acts as a vapour barrier.

Underlay material		Material code	Packaging
Felt paper	Used on wooden surfaces to reduce small unevennesses in the subfloor and as a sound absorbent material.	8790300	63x15 m <sup>2</sup>
Tarkofoam II 2mm	Underlay material which reduces the sound of footsteps. Freon free	8790315	1x70 m <sup>2</sup>
Tarkofoam II 2mm		8790314	28x15 m <sup>2</sup>
Tarkoflex II 2mm	Underlay material which reduces the sound of footsteps, with 0.1 mm PE foil as moisture barrier. Freon free	8790312	22x15 m <sup>2</sup>
Tarkoflex II 2mm		8790316	1x70 m <sup>2</sup>
Vapour barrier 0,2mm	Polythene foil insulation	8790307	50x67,5 m <sup>2</sup>
Protective covering paper	Protects the floor against paint, scratches, etc.	8790308	40x75 m <sup>2</sup>



## 3 INSTALLATION PREPARATION

> Decide the installation direction. Take a look at the way the light falls and the shape of the room. It's easier on the eye if the planks run in the same direction as the light. If the light falls in from several angles, follow the longest wall.

> Open a few packages during installation to create a harmonious color transition.











































> Expansion gaps must be planned along fixed points such as walls, thresholds, radiator pipes and stairs. There must be no contact between floors in different rooms unless the floor is glued down. Large areas of floor must be divided up into smaller areas with the use of expansion gaps. The gaps and transitions between different floors can easily be hidden using skirtings, mouldings and collars.



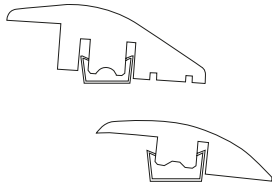
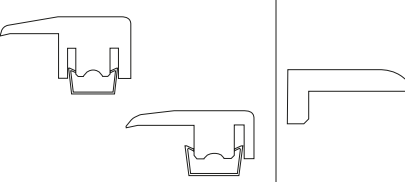
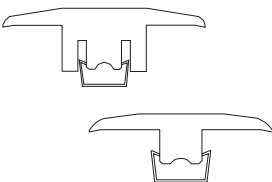

Installation	Material code	Packaging
Floor adhesive D3	8790100	12x0,75 l
Parquet adhesive D	8790102	1x14 kg
Parquet adhesive MS	8790107	1x15 kg
Primer for Parquet adhesive MS	8790108	1x11 kg
Serrated putty knife - TKB B13	8790211	1x1
Tarktool / Crowbar - For 8,5-13mm wood floors	8790210	1x1
Tarktool / Crowbar - For 14-22mm wood floors	8790202	1x1
Spacer wedges - plastic	8790204	1x50
Tapping block for floating installation - 60 cm	8790206	1x1
Tapping block for glue down installation - 60 cm	8790209	1x1
Tapping block for glue down of Elegance - 60 cm	8790212	1x1
Tapping block for glue down of Elegance - 20 cm	8790213	1x1
Start Up Kit (spacer wedges, tapping block, Tarktool DIY)	8790220	10x1
Startbox (spacer wedges, tapping block, Tarktool Pro)	8790221	6x1

# MATCHING ACCESSORIES

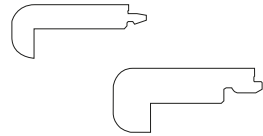
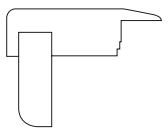

Matching accessories provide your flooring with the final touch!




Veneer skirtings		Clipstar			Alustar Aluminium profile with wood veneer		Quadrant
							
		60x16x2400 mm	80x16x2400 mm	60x22x2400 mm	Reducer	End Profile	
		43x8x900 mm			34x8x900 mm		19x12x2400 mm
Ash		8791738			8791928	8791957	
Birch		8791783			8791974	8791981	
Maple		8791742			8791932	8791961	
Beech		8791744			8791933	8791962	
Oak		8791734	8791760	8791770	8791910	8791939	8791900
Oak Brushed		8791843			8791911	8791940	
Walnut		8791745			8791934	8791963	
White, foiled		8791740			8791935	8791964	8791907
Ash Ivory		8791852			8791931	8791960	
Ash White Pearl		8791842			8791930	8791959	
Ash White		8791741			8791929	8791958	
Oak Cotton White		8791841			8791914	8791943	
Oak White Light		8791853			8791913	8791942	
Oak Lime Stone		8791845			8791915	8791944	
Oak White		8791736			8791912	8791941	
Oak Blonde		8791846			8791916	8791945	
Oak Winter		8791839			8791938	8791967	
Oak Urban Grey		8791851			8791927	8791956	
Oak Warm Grey		8791854			8791924	8791953	
Oak Light Grey		8791757			8791923	8791952	
Oak Evening Grey		8791849			8791925	8791954	
Oak Dark Grey		8791756			8791922	8791951	
Oak Dove Grey		8791777			8791968	8791975	
Oak Soft Grey		8791781			8791972	8791979	
Oak Old Grey		8791850			8791926	8791955	
Oak Concrete		8791779			8791970	8791977	
Oak Stone Grey		8791832			8791936	8791965	
Ash Ginger		8791782			8791973	8791980	
Oak Praline		8791834			8791937	8791966	
Oak Umber Brown		8791847			8791920	8791949	
Oak Cumin		8791758			8791919	8791948	
Oak Java		8791737			8791917	8791946	
Oak Old Brown		8791848			8791921	8791950	
Oak Dark Night		8791778			8791969	8791951	
Oak Charcoal		8791780			8791971	8791978	
Oak Black		8791754			8791918	8791947	
Clips for Clipstar skirting system 50 pcs/box		8791800	8791800	8791800			


Wood is a natural product, small variations in colour and structure may occur.


Solid mouldings		Reducer		End profile			T-profile	
								
		58x19x2000 mm	44x12x2000 mm	38x19x2000 mm	32x12x2000 mm	21x9x2000 mm	58x20x2000 mm	44x12x2000 mm
Floor thickness:		13-17 mm	8-12 mm	13-17 mm	8-12 mm		13-17 mm	8-12 mm
Oak		8791107	8791126	8791136	8791144	8791300	8791157	8791175
Oak unfinished		8791105		8791134			8791156	



Solid stair nose		Stair nose		Stair nose / landing profile
				
		48x19x2000 mm	60x26x2000 mm	66x20/40x14x2000 mm
Floor thickness:		Viva 8,5 mm	14 mm, 2-lock	13-14 mm
Oak		8791505	8791466	8791446
Oak unfinished			8791465	

Pipe collars			
Solid wood		17,1 mm	22,0 mm
Oak		8791810	8791811
Oak unfinished		8791825	8791826
Beech		8791812	8791813
Ash		8791814	8791815
Maple		8791816	8791817
Dark stain		8791818	8791819

Double pipe collars		
Solid wood		
Oak, without holes		8791820
Oak unfinished, without holes		8791827





# CARE & MAINTENANCE

## CARE FOR YOUR WOODEN FLOOR

The feel of a new wood floor is something you will want to maintain as long as possible. That's why you should care for your wooden floor with "love and consideration". Tarkett offers smart and effective floor care products to maintain the lustre of wooden floors for a long time.



For daily care it is enough to vacuum or clean the wooden floor with a dry mop. The **Tarkett Wood Floor Care Kit** for lacquered floors is perfect for this. It has a comfortable design with a telescopic handle, a microfibre cloth and a velcro fastener. Sometimes you may need a little liquid to remove dirt and stains. But it is also important not to use too much water. **Tarkett Wood Floor Spray Cleaner** for lacquered floors is easy and simple to use on these occasions, and the floor also dries more quickly.

If you want to use both, we have the Tarkett Spray Mop Kit for lacquered floors with a refillable liquid container.




**BIOCLEAN** for lacquered floors and **BIOCLEAN** for hardwax oil floors: Lasting, effective and biologically degradable general cleaner, which can be used for regular cleaning.

**REFRESHER** for lacquered floors: Protects and strengthens the floor surface, also preventing micro-scratches.

**REFRESHER** for floors treated with hardwax oil: Keeps the floor fresh and strengthens the surface against wear thanks to the hardwax it contains. It can also be used for parts of the floor that are subject to heavier wear.


Care & Maintenance		Material code	Packaging
Refresher for lacquered floors	Protects lacquered wooden floors. Fills in microscratches and strengthens the lacquer surface.	8792111	12x1 l
Refresher for floors treated with hardwax oil	Protects, strengthens and cleans wooden floors treated with hardwax oil.	8792209	6x1 l
Bioclean for lacquered floors	Lasting and effective universal cleaner. Biologically degradable.	8792120	12x1 l
Bioclean for floors treated with hardwax oil	Natural cleaning and maintenance concentrate. For regular cleaning and care. Biologically degradable.	8792123	12x1 l
Spray Cleaner	For daily cleaning of lacquered, hardwax oiled or oiled wooden floors and laminates.	8792204	10x0,75 l
Care Kit for wooden floors	Consists of Spray Cleaner, microfibre mop and mop handle.	8792205	9x1
Spry Mop Kit	Consists of Spray Mop, Refill Spray Mop Kit, microfibre mop.	8792206	1x1
Refill Spray Mop Kit	Refill for container in Spray Mop Kit.	8792207	6x1 l
Microfibre mop	With velcro fastener.	8792208	10x1





## TIPS TO PROLONG THE BEAUTY OF YOUR FLOOR

Use furniture pads which minimize scratches.- A rug for wiping feet in the hallway also stops dirt.- Use protective chair mat against wear from castor chairs.



		Material code	Packaging
Furniture pads, self adhesive	20 mm	8792300	10x1
	28 mm	8792301	10x1
	10 cm x 15 cm x 3 mm	8792302	10x1
Furniture pads, nail-in	22 mm	8792310	10x1
	37 mm	8792311	10x1
Chair mat	100 x 120 cm	8792320	1x1
	150 x 120 cm	8792321	1x1

## GOOD TO KNOW

Very rustic floors with cracks and surface effects such as saw marks and indentation marks react more to variations in relative humidity. They shrink in dry indoor climates and expand when the humidity increases. In the first year, particularly in winter, these floors (like Atelier Heritage for example) need some extra care, they should be refreshed with Tarkett Refresher (for floors treated with hardwax oil) which efficiently penetrates into cracks and effects and protects the whole surface.



## Floor layers trousers

Cargo trousers Grey

S / C46 8790420

S / C48 8790421

M / C50 8790422

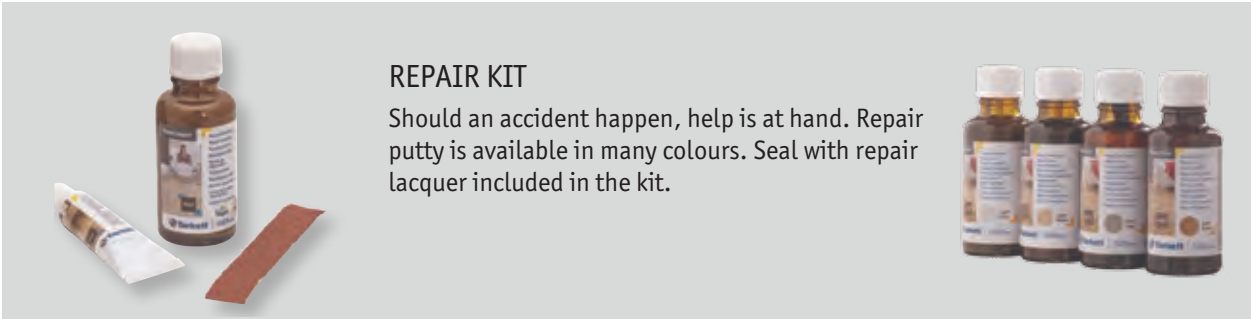
L / C52 8790423

XL / C54 8790424

Knee pads 8790425

# RESTORATION

In the unlikely event that your floor gets damaged, Tarkett can provide solutions to fix it.



## REPAIR KIT

Should an accident happen, help is at hand. Repair putty is available in many colours. Seal with repair lacquer included in the kit.

Repair putty / kit			
		Putty 100 g	Repair kit
Light Grey		8793161	
Ash, Maple, Birch			8793142
Maple, Ash, Ash White		8793125	
Oak light		8793121	
Birch		8793123	
Beech		8793124	8793141
Oak		8793120	8793140
Oak dark, Walnut		8793122	
Cherry		8793126	
Black		8793160	

Repair stain / lacquer		
Repair stain 30 ml		
White		8793147
Ivory White		8793166
Light Grey		8793162
Dark Grey		8793163
Light Brown		8793164
Dark Brown		8793165
Black		8793146
Repair lacquer 30 ml		
Protoco Lacquer		8793144
Protoco Natura		8793145



## REPAIR BOX

Wax bars in different colours that can be mixed to obtain the perfect tone on deeper spot damages. Seal with repair lacquer.

Repair box		
Repair Box	Contains 20 hardwax sticks in different colours, melting device and a plastic scraper.	8793130
Wax sticks - Refill	10 sticks/box. Min. 2 sticks/colour	8793129

Wear layer - repair strip		
Unfinished, 67,3x406,9 mm, 1 m <sup>2</sup> =37 pcs		
Oak		8793220
Beech		8793221
Birch		8793222
Ash		8793223





The pictures only present the color of the floor. For more details regarding grades and variations check Tarkett Grading Book or [www.tarkett.com](http://www.tarkett.com). Although every care has been taken to reproduce images that reflect the finished product, the quality of monitors and printers and the very nature of wood may result in variations in the color and structure of individual planks. Tarkett's international range of wooden floors comprises many different products. Some of these may not be for sale in your country.

Production: Ingång Reklambyrå AB, AB Laholms Lito • Photographers: Karl Andersson, Brian Predstrup, Senfft Studios, Frog Studios, Charlotte Strömwall, Staffan Andersson, Per Myrehed, @Evolution, Bispeveien 8 AS and others • Print production: AB Laholms Lito • Thanks to, Mio, LB-Hus, The More Hotel, ROOM, Källemo, String, Beckers, Blomsterlandet, Lyktan Bankeryd, Nordic Design Collective, A. Husebye, Verket Interiør, Bolina, Ask, Bolia, Hviit, Galleri Sturlason, Frama Kollekted by, Habitat. Familjen Fogelmarck, Oscar & Clothilde, Arrivals.se, Severins Halmstad.

# TARKETT, GLOBAL VISION, LOCAL DESIGN, SOLUTIONS FOR ALL



Tarkett is a global leader in innovative flooring solutions that generate value for customers in a sustainable way. Our balanced business model is supported by a decentralized organization and a shared commitment to sustainability, ethics and excellence.

We offer customers one of the broadest product portfolios in the flooring and sports surface industry, providing integrated and coordinated solutions to professional and residential end-users all over the world.

Our 34 industrial sites, 12,000 employees and sales in 100+ countries put us in close contact with customers and suppliers everywhere in the world. Globally, we drive operational excellence, commitment to our values and innovation, while empowering local teams to manufacture and design products and services suited to local customer needs and trends.

Tarkett is also committed to protecting our planet and bringing a sustainable lifestyle to all people, while addressing society challenges such as urbanization, population aging and resource scarcity. We aim to contribute to people's well-being and to the development of the circular economy powered by the Cradle to Cradle® principles, in partnership with external players.

More info at: [www.tarkett.com](http://www.tarkett.com)

The printed images may differ from the actual floors in colour and lustre for technical reasons. Art.nr 7870 27 001x. 2017.

**WESTERN EUROPE:** Austria: Tarkett Holding GmbH, Niederlassung Wien - Tel. +43 1 47 88 062 ■ Belgium: Tarkett France Belux - Tel. +32 16 35 98 80 ■ Denmark: Tarkett A/S - Tel. +45 43 90 60 11 ■ Finland: Tarkett Oy - Tel. +358 9 4257 9000 ■ France: Tarkett SAS - Tel. +33 1 41 20 42 49 ■ Germany: Tarkett Holding GmbH, Bereich Objekt - Tel. +49 62 33 810 ■ Greece: Tarkett Monoprosopi Ltd - Tel. +30 210 6745 340 ■ Italy: Tarkett S.p.A. - Tel. +39 0744 7551 ■ Luxembourg: Tarkett GDL SA - Tel. +352 949 211 8804 ■ Netherlands: Tarkett Holding GmbH, Vestiging Nederland - Tel. +31 416 685 491 ■ Norway: Tarkett AS - Tel. +47 32 20 92 00 ■ Portugal: Tarkett SA - Tel. +351 21 427 64 20 ■ Spain: Tarkett Floors S.L - Tel. +34 91 358 00 35 ■ Sweden: Tarkett Sverige AB - Tel. +46 771 25 19 00 ■ Switzerland: Tarkett Holding GmbH, Bereich Objekt Schweiz - Tel. +41 043 233 79 24 ■ Turkey: Tarkett Aspen - Tel. +90 212 213 65 80 ■ United Kingdom: Tarkett Ltd - Tel. +44 (0) 1622 854 040 ■ **EASTERN EUROPE:** Baltic Countries: Tarkett Baltics: Tel. +370 37 262 220 ■ Czech Republic: Tarkett France SAS, org. slozka - Tel. +420-271 001 602 ■ Hungary: Tarkett France SAS - Tel. +36 1 437 8150 ■ Poland: Tarkett Polska Sp. z o. o. - Tel. +48 22 16 09 231 ■ Russian Federation: ZAO Tarkett RUS - Tel. +7 495 775 3737 ■ Slovakia: Tarkett France SAS, org. zlozka - Tel. +421 248 291 317 ■ South East Europe: Tarkett Trade d.o.o. - Tel. +381 21 7557 649 (44) 569 12 21 ■ Ukraine: Tarkett UA - Tel. +38 (0) 44 569 12 21 ■ **ASIA AND OCEANIA:** Australia: Tarkett Australia Pty Ltd - Tel. +61 2 88 53 12 00 ■ China: Tarkett Floor Covering (Shanghai) Co. Ltd. - Tel. +86 (21) 60 95 68 38 ext 841 ■ North East Asia: Tarkett Hong Kong Limited - Tel. +852 2511 8716 ■ India: Tarkett France (India Branch) - Tel. +91 11 4352 4073 ■ South East Asia: Tarkett Flooring Singapore Pte. Ltd. - Tel. +65 6346 1585 ■ **AFRICA:** Tarkett International: Tel. +33 1 41 20 41 01 ■ **MIDDLE EAST:** Tarkett Middle East: Tel. +961 1 51 3363/4 ■ Israel: Tarkett International: Tel. +33 1 41 20 41 01 ■ **NORTH AMERICA:** USA: Tarkett Inc. - Tel. +1 713 869 5811 / Johnsonite - Tel. +1 440 543 8916 ■ Canada: Tarkett Inc. - Tel. +1 450 293 173 ■ **LATIN AMERICA:** Brazil: Tarkett - Tel. 55 12 3954 7108 ■ Argentina - Chile - Uruguay: Tarkett Latam Mercosur - Tel. +54 11 47 08 07 72 / +54 9 11 44 46 88 82 ■ Bolivia - Colombia - Ecuador - Panama - Paraguay - Peru - Trinidad and Tobago - Venezuela: Tarkett - Tel. +55 11 98410 9310 / +55 11 95494 0069 ■ Mexico / Central America: Tarkett Latam Mexico - Tel. +55 11 98410 9310



[www.tarkett.com](http://www.tarkett.com)