



# Parquet Magazine

WOOD

Beautiful  
floors for  
your home,  
designed  
by nature





2

Genuine craftsmanship



4

Find your style



54

Sustainability



6

Our ranges



# DESIGNED BY NATURE

There's nothing quite like the beauty of a wood floor. Its grain and texture bring a natural warmth to any interior, from bedroom to living room, kitchen to hallway. Tarkett's expertise in parquet dates back to the 1880s, and we've used that skill to craft a naturally stylish range of floors that are durable, recyclable and easy to install.

Whether you want the purity of soft and welcoming shades, vintage character or a bold, design-led look, our collection has a wood floor to enhance your home. In these pages you'll find advice on installation and details of co-ordinating accessories. There's also guidance on maintaining the wood and information about how we care for the forests from which that wood comes.

## CONTENTS

Genuine craftsmanship .....	2
Find your style .....	4
Noble .....	6
Elegance .....	14
Prestige .....	18
Heritage .....	22
Vintage .....	28
Play .....	32
Shade .....	34
Pure .....	42
Viva .....	48
Sustainability .....	54
Practical information .....	56
Installation .....	60
Care & maintenance .....	61
Range overview .....	62
Floor details & item numbers .....	64
Accessories .....	74

## 74 Accessories



## 56 Practical information



# GENUINE CRAFTSMANSHIP SINCE 1886

That the story of Tarkett should have its roots in Sweden – a land rich in forests – is not so strange. From it has sprung a passion for wood and the skills of transforming it for the basic human needs of housing, furniture and flooring.

From the beauty of nature to the hand of an expert, this know-how has passed from generation to generation of men and women at Tarkett ever since.



Tarkett's history began in the late 1880s in a small carpentry shop in Malmö, Sweden that created parquet planks from local oak and beech trees. Soon this thriving company introduced innovations like the Linderman board - a way of joining parquet strips together to make them easier to install, as well as multi-layer parquet that revolutionized the industry by counteracting the natural movement of wood due to humidity. It's a technique that still forms the basis for the European standard for parquet flooring.

This wood expertise helped drive expansion beyond Sweden in the 1950s to neighbouring markets across Europe by the late 1960s. By 1967, the company had become Tarkett with production still in Sweden – at Hanaskog.

Fastforward to today and the little carpentry workshop has become a major flooring group with manufacturing sites spread across the world. While production has been transformed by modern means, the fundamental knowledge and craftsmanship remain. In choosing Tarkett, you get much more than just a wooden floor. You gain an experience.



# FIND YOUR STYLE IN THIS YEAR'S COLLECTION

Discover the natural beauty and variety in our new collection of wood floors developed around the interior design trends and styles of today and tomorrow.

---

Be inspired by the timeless design and distinctive craftsmanship of hardwood floors with powerful character and special finishing touches. There's a wide spectrum of choice in colour and expression.

**NOBLE** reinterprets, in a very contemporary modular floor, the long tradition of classic parquet.

**ELEGANCE** - is an exquisite selection of exclusive wide and long planks. Nature's own design determines their unique character.

**PRESTIGE** offers a sophisticated, naturally aged look, as if the planks had been left to be weathered by sun, sand and wind.

**HERITAGE** introduces nature's styling at its best - genuinely rustic oak. Natural details that give floors a feeling of century-old patina.


**VINTAGE** floors have history. Woodworking traces, from saw marks to indentations, give added personality and a sense of bygone times.

**PLAY** is where wood floors get that little bit more creative with added colour and character.

**SHADE** draws on the colour nuances in our natural surroundings to amplify the depth and texture of your interior design.

**PURE** celebrates the authentic designs of nature at its best, with extra finishing touches to enhance the unique character of every plank for an ever-lasting style.

**VIVA** is an easy to implement and highly resistant wood floor that will stand the test of time and is perfect for renovation projects.





# NOBLE

Noble is a modular floor, inspired by the long tradition of classic parquet.





Noble Oak Chelsea - 7806016

Noble is a design that reinterprets a classic modular technique of the 1950s. With brushing and hardwax oil finish it creates a look that changes according to your position and perspective as the light falls in the room. The result is an exciting dynamic between the floor and its surroundings, for an effect that is both timeless and on trend. The extension is a tribute to classic floor constructions with elegant and more contemporary colour and brushing. Each squared lamella is applied by hand to Tarkett's engineered, layered construction. Alternating grain directions, small variations and designed misalignments give every board a flare of uniqueness and exclusivity typical of all handcrafted work. We call it "Perfect imperfection".







Noble Oak Art Deco - 7806009







Noble Oak Wasa - 7806010



Elegance Oak Champagne - 41008002

# ELEGANCE

Exclusive wide and long planks. Nature's own design determines their unique character.





Elegance's wide, extra long, extra thick planks stretch out to shape perspectives and bring a serene ambience to a room. Its natural beauty, with all the cracks and knots of the wood, is enhanced through hand-crafted elements like bevelling. Its hardwax oil finish highlights each plank's distinctive grain and structure. A harmonious combination of design and decoration in a floor that brings depth, beauty and sophistication to any room.







Prestige Oak Granite - 7877054

# PRESTIGE

A sophisticated, naturally aged look, as if planks had been left to be weathered by sun, sand and wind.



Prestige celebrates nature's creation and wood's intrinsic strength and power to stand the test of time. Careful brushing enhances the structure and patina of the wood, as though it had been weathered by sun, sand and wind. The effect is a smooth and rustic appearance – like an old wooden bench on a windswept promenade by the ocean, season after season.





Prestige Ash Seashell - 7967018



Heritage Oak Opal White - 41007014

# HERITAGE

If you seek the authenticity of rustic oak, Heritage is your perfect choice.





Not so long ago, some forms of oak were thought too coarse-grained for flooring. Today, this rustic style with its characterful knots and natural colour variations is highly prized. Heritage's natural features lend the wood a seemingly century-old patina, adding a distinctive touch to your home. Skillful brushing and staining bring out the details that make each board unique.









Heritage Oak Old Brown - 41007004



Vintage Oak Lund - 7877043

# VINTAGE

Floors with history. Woodworking traces, from saw marks to indentations, give added personality and a sense of time gone-by.



Vintage combines the charm and detail of old wooden floors with all the benefits of modern flooring for a lived-in look from day one. The worn surfaces you might find in second-hand furniture or salvaged flooring have been recreated. Saw marks, indentations or other distressed details make the floor seem as if it's been walked over for years and years. Add the hardwax oil and each floor will tell you its very own history for generations to come.



Vintage Oak Uppsala - 7876105



Vintage Oak Copenhagen - 7877040



Vintage Oak Uppsala - 7876105







Play Ash Ivory Plank - 41006008

# PLAY

Make a statement with a series of distinctive, contemporary looks that fuse design with wood's natural aesthetic.



Do you love the feel and texture of wood as well as expressive modern design? Play combines the best of both. A palette of characterful shades forms the basis for a range to lift any interior out of the ordinary. The interplay of striking colours and natural patterns is right on trend, producing a bold, confident look in ash or oak that is original yet won't overpower your room's decor.



# SHADE

A broad spectrum of wonderfully natural hues that will add character and warmth to your home, whatever your style.



Shade Oak Italian Brown DuoPlank - 8727013

Reflecting the rich variety of colour found in nature's unspoilt landscapes, Shade brings together a host of carefully chosen nuances to transform your interior decor. The different designs will amplify the room's ambience in more ways than you can imagine, whether you prefer bold or subtle textures, dark or light tones.

Shade is versatile and stylish enough to create the look you want without compromising on quality or durability.





Shade Oak Soft Beige Plank - 7878023







Shade Oak Almond TreS - 7870070



Shade Oak Soft Beige TreS - 8723030



Shade Ash Linen White Plank - 7967009





Pure Oak Rustic Plank XT - 7879004

# PURE

Letting the wood speak for itself, Pure goes back to basics with a look that highlights the material's inner beauty.



When nature offers you so many different patterns and colours, why let anything else get in the way? From the deep, lush hues of walnut to the gentle glow of birch, this collection draws together six separate species into a range of wonderfully natural flooring styles that will beautify your home. The wood's authentic appearance shines through as characteristic variations in the raw material create the design. Use the true look of wood to set the tone of your decor.







Pure Oak Rustic DuoPlank - 8727003







Viva Oak White (1-strip) - 7828013

# VIVA

Viva is the perfect choice for your family life, from coping with toddlers to helping students or young couples decorate their first flat.



Ideal for renovation projects thanks to its thinner profile, Viva is a collection of contemporary wooden floors that are practical and durable. Easy to transport, easy to install and easy to maintain with no compromise on aesthetics. The contemporary grey design adds to the range of classic oaks and walnuts.





Today  
*good*  
things  
are going  
to happen

do  
whatever  
ma  
KA

UOI  
♥ &





Viva Oak Grey (1- strip) - 7828014

# Doing good. Together.

At Tarkett, we are committed to serving our customers through our innovation capabilities and longstanding sustainability dedication and achievements. Our day-to-day focus - from R&D to customer service teams - is to combine all our expertise to help them create healthy and people-friendly indoor spaces.

The way we design and make our wood flooring forms part of our overall Doing Good. Together commitment:



**Our Cradle to Cradle™ Silver-certified wood flooring is designed for life, a life where good materials contribute to good health and where we are good stewards of resources that are continually re-used.**

- Tarkett is the first wood flooring producer in Europe with Cradle to Cradle™-certified products; all our wooden floors of 10mm+ thickness featured in this magazine have Cradle to Cradle™ certification.
- Our Noble, Elegance, Prestige, Heritage, Vintage, Play, Shade and Pure wooden flooring ranges, manufactured in Sweden and in Poland, all have Cradle to Cradle™ Silver certification, achieving silver certification for energy, and gold certification for social and water criteria.
- All our wood factories are certified to ISO14001 and ISO9001 standards.
- 96% of Tarkett's products are in the low VOC category. This includes all hard wood floors.
- Our floor coatings are solvent-free.
- Tarkett wood flooring can be cleaned with gentle methods, avoiding the need for harsh chemicals.





## Closing the Loop

**We help our customers to manage their flooring waste effectively while contributing to safeguarding the world's natural resources and protecting the environment. We recycle flooring waste and waste from our production, transforming it into new, high quality products.**



Tarkett's wood floorings can be used for energy recovery and alternatively to create new products.

## Driving Collaboration

**We communicate transparent information on our products and sustainability progress, and invite you to seize, together with us, the opportunities presented by the circular economy.**

- We work with the global organisations promoting sustainable forestry and biodiversity. More than 60% of our wood is FSC® or PEFC™-certified.
- Tarkett's product labelling provides transparent information about the origins of the materials used in our products.
- Our Cradle to Cradle™-certified wooden flooring ranges provide further assurance that our products are designed and made to respect people and the environment.



## Cradle to Cradle®



By striving to apply Cradle to Cradle® design principles and achieving Cradle to Cradle™ Silver certification for our wooden flooring, we are making progress on our Doing Good. Together commitment and shifting to a circular economy.

Cradle to Cradle® is a multi-faceted eco-design standard that encourages continuous improvement.

Products are independently evaluated across five categories of human and environmental health:

- Material health**
- Material reutilisation**
- Renenergy and carbon management**
- Water stewardship**
- Social fairness**

# DESIGNED BY NATURE, CREATED BY CRAFTSMANSHIP.

A majority of our wood is carefully selected from sustainable forests in Sweden and Finland. Sparse planting and slow growth in the northern hemisphere lead to strong and stable trees. We use the whole log, letting its grain and pattern form the design for beautiful, distinctive floors with natural warmth.

## Wood species



**OAK** (*Quercus*) Highly valued and widely used for interior decoration due to its performance. The structure of oak is well recognized as both modern and traditional. A host of different patterns are possible, with designs ranging from calm to expressive. Lighter sapwood and knots enrich its different nuances from natural brown hues to carefully stained shades of the flooring.

Hardness 3,7 (typical values).  
Colour change, oak matures and gets more golden.



**ASH** (*Fraxinus*) Thanks to its toughness and resilience, it is ideal for high strength applications. Strong contrast between dark heartwood and light sapwood often results in a lively pattern with rich variety of shades.

Hardness 4,0 (typical values).  
Colour change, ash acquires a warm golden tone.




**MAPLE** (*Acer*) As one of the hardest light wood species, it is highly resistant to wear. Maple has calm and even shades. Its grain is straight with fine, even texture completed by curly growth rings.

Hardness 4,8 (typical values).  
When exposed to sunlight, maple turns darker and golden.



**BEECH** (*Fagus*) is hard and durable. Due to its cell structure, movements in beech are stronger than in most other wood species. Uniform appearance and elegant warm yellow nuances are characteristic for beech.

Hardness 3,8 (typical values).  
Colour change, beech will go from red to golden tones.



**BIRCH** (*Betula*) This Scandinavian wood is very light and has a calm tone with deep reflective lustre. It is slightly soft and is not recommended for busy areas. Variations in grain are barely visible.

Hardness 2,6 (typical values).  
Colour change, birch turns darker and golden.



**WALNUT** (*Juglans*) has excellent wood working properties thanks to its softer characteristics. Its colour varies from light brown to a warm, dark-chocolate tone, with sapwood in creamy white. Walnut brings a strong character to the floor.

Hardness 3,2 (typical values).  
Colour change, walnut's brown hue can become reddish over time.

### Good to know

The common method for measuring hardness of different types of wood is known as the Brinell test. The higher the Brinell number, the harder and more resistant the wood is to indentation. The Brinell numbers quoted are average scores achieved over several tests. **Viva has a high Brinell number of 6, because the hard core of HDF absorbs the force of the Brinell ball.**

Wooden floors will change colour over time as the wood ages. Their shade is also affected by the ultraviolet rays of the sun. This can clearly be seen if you move furniture that has been standing on the floor for a long time.

# Design guide

Wood is a living material and no two wooden floors are alike. Different parts of the tree will give the floor its unique character - calm, lively or expressive.

In addition to the wood species, many other factors affect floor colour, such as knots and the presence of sapwood.

To check the rendering of your preferred product, please look in our Grading Book which presents close-ups and overviews of each reference. It's available on our website: [www.tarkett.com](http://www.tarkett.com)



**Calm** appearance with a few knots and less colour variation but some variation in colour and structure.

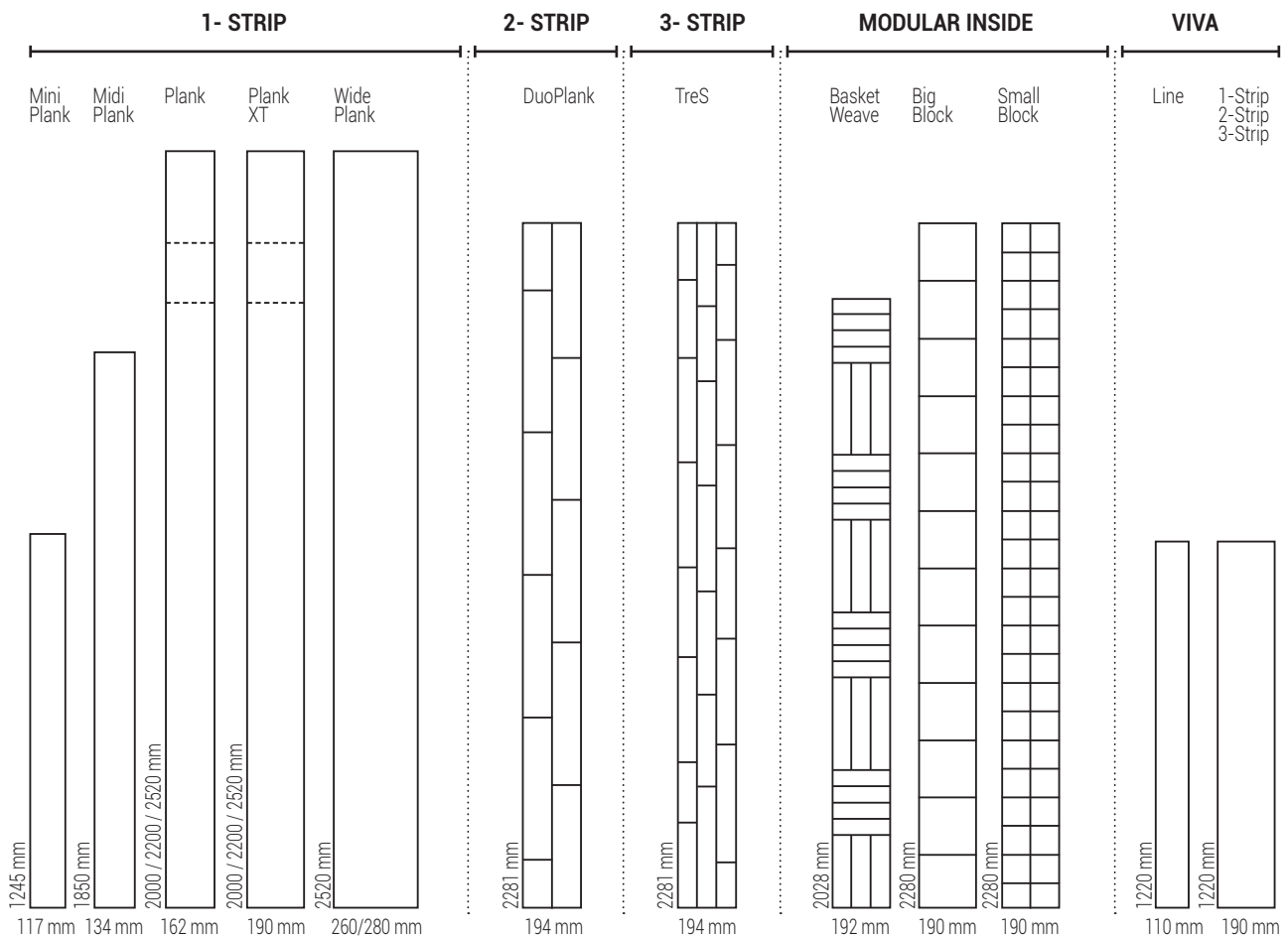


**Lively** appearance with knots and larger variation in colour and structure.




**Expressive** appearance with large knots and cracks and exciting variation in colour and structure.

## Patterns



# Surface effects

A brushed floor gives the wood's pattern greater emphasis. By using different brushing methods, the beautiful, natural structure of the wood is further enhanced. Adding saw or indentation marks lends the floor a more vintage look and feel. Flooring with these kinds of surface effects will also develop a more weathered-looking patina over time.




## BRUSHED

Slight brushing to polish the wood pattern and bring out the contrast between the fibres, without going too deep.




## DEEP BRUSHED

Semi-structural brushing that enhances the rustic aspect.




## ANTIQUÉ BRUSHED

Structural brushing to achieve a relatively deep yet smooth surface, playing with the density of the timber and highlighting every natural detail.




## PARTIAL SAW MARKS

A fully random effect where the depth and position of saw marks vary to create a very natural end result. The marks cover mainly the edges of the longer sides.



## FULL SAW MARKS

Rustic, recycled design, thanks to sawing effects covering the entire width of the board.




## INDENTATION MARKS

Camouflage effect ideal for absorbing wear and tear, as dents - a part of a floor's natural finish - will be highlighted.

# Surface protections

When using your wooden floor, you primarily wear the surface treatment, not the wood itself. For this reason, a wooden floor needs good protection against wear, abrasion, scratches and stains if it is to retain its good looks for a long time. Wooden floors from Tarkett have Proteco, one of the strongest protections on the market. Proteco comes in three varieties which each will provide a different feeling to the floor.




## PROTECO LACQUER

Semi-gloss lacquer is applied in six layers. Exactly the right amount of lacquer is applied – not too thick and not too thin – to make the floor extra hard-wearing.



## PROTECO NATURA

Matt lacquer, which is applied in the same way as the semi-gloss lacquer, is just as hard-wearing and gives equally effective protection. It will retain the natural colour and feel of the wood, just like an oiled floor. It will require a little more care, as a matt surface always attracts more dirt than a semi-gloss lacquer.



## PROTECO HARDWAX OIL

Hardwax oil contains oils from sunflowers, linen and soy. It provides a silky matt surface, reinforcing the feeling of the wood. The oil penetrates into the wood while the hardwax remains on the surface and provides extra wear protection. Like all other oiled wooden floors, it must be 'maintenance-oiled' every two or three years. It also requires somewhat more care than a lacquered floor.

# Construction



A wood floor is a living, natural material that shrinks or swells depending on temperature and humidity. In zones with cold winters, we heat our homes, resulting in a dry indoor climate. This contracts the grain and the wood shrinks. The wood expands again in the spring. The changes in relative humidity can cause damage to wooden floors, which can crack or become warped. Tarkett has been making wood floors for more than 130 years and knows how to minimize these negative effects.

## TAILORED MANUFACTURING PROCESS

We take into account the changes in the wood throughout the entire manufacturing cycle to minimize movement in the finished wood floor. An advanced drying process is essential to ensure high product quality and can sometimes take up to one year.


## STABLE STRUCTURE

To minimize natural movements, our wooden floors are built up in three layers. By alternating the direction of the fibres in these layers, movements in the wood are minimized, creating a balanced, stable floor. Our strong glueless locking systems lock the boards tightly against one another without any gaps.

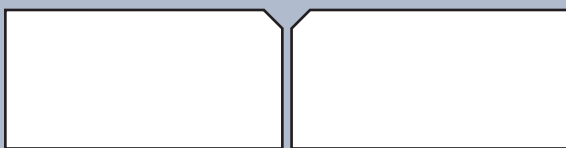


# Underfloor heating for increased comfort

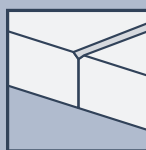
When installing wood flooring on heated subfloors, it is essential that the surface temperature never exceeds 27°C and that the chosen system provides equal heating throughout the entire floor surface, including rugged areas. Please also note that underfloor heating can cause gaps between the floorboards during winter. Some wood species and constructions are more prone to movement and are, therefore, not recommended for underfloor heating. For details, read our product datasheet on [www.tarkett.com](http://www.tarkett.com). All other types of wood are compatible if the instructions above are followed.



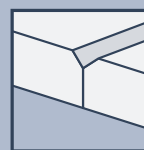
## Different bevels



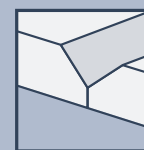
Beveling, either light or deep, emphasizes the overall plank design.



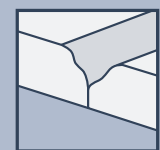
MICRO BEVEL



MINI BEVEL



MAXI BEVEL



HANDMADE BEVEL

# INSTALLATION

## 2-lock makes it easy and quick!

Using 2-lock makes it simpler than ever to lay wooden floors. The secret is a small spring in the end of each floorboard.

Pressing down locks the board to its neighbour. It's quick and the board stays put.

Follow the instructions and you can easily lay a floor in an average-sized room in less than a day.

Our super wide and large **Elegance** planks come with a tongue and groove system for a glue-down installation.

Our **Viva** ranges come with the Ultraloc installation system, optimal for renovation thanks to its horizontal connection.

**For complete installation instructions or further details, please visit [www.tarkett.com](http://www.tarkett.com) or contact your Tarkett retailer.**

### 1 BEFORE YOU BEGIN

Make sure the subfloor is level, firm, dry and clean. The climate in the room needs to be correct, relative humidity 30-60% and a minimum temperature of 18°C, before, during and after installation. You must not open the packs until immediately before installation.

If there is a box with a START & STOP label, it is highly recommended to begin the installation from this box which includes a board divided into two pieces. The first row should be started with the START part. The STOP part can be used at the end of a row and, if needed, cut to correct size.

### 2 SUBFLOOR PREPARATION

#### USE TARKETT UNDERLAY MATERIAL

For a floating installation - when the wooden floor is joined together without being attached to the subfloor - you should use an underlay material to level the surface, optimize sound performance and increase walking comfort. To ensure your floor lasts longer, use Tarkofoam II, Tarkoflex II or technically similar underlay.

#### REMEMBER THE VAPOUR BARRIER!

A vapour barrier is a polythene foil that prevents humidity migration from the sub-floor to the wood floor. It is applied over the entire subfloor and should be laid with an overlap of at least 200 mm. The underlay material Tarkoflex II also acts as a vapour barrier.

### 3 INSTALLATION PREPARATION

Decide the installation direction. Take a look at the way the light falls and the shape of the room. It's easier on the eye if the planks run in the same direction as the light. If the light falls in from several angles, follow the longest wall.

Open a few packages during installation to create a harmonious colour transition.

Expansion gaps must be planned along fixed points such as walls, thresholds, radiator pipes and stairs. There must be no contact between floors in different rooms unless the floor is glued down. Large areas of floor must be divided up into smaller areas with the use of expansion gaps. The gaps and transitions between different floors can easily be hidden using skirtings, mouldings and collars.

### 4 FINISH

Matching accessories will provide your flooring with the final touch. Skirtings, transition profiles, pipe collars or stairnosers, we have it all! Check the following pages to choose the best option.

# CARE & MAINTENANCE

## Care for your wooden floor

The feel of a new wood floor is something you'll want to keep as long as possible. That's why you should devote some care to your wooden floor. Tarkett offers a range of high-performance floor-care products to maintain the lustre of wooden floors for a long time.

### DAILY CARE

For daily care, vacuuming or cleaning the wooden floor with a dry mop is recommended. The **Tarkett Wood Floor Care Kit** for lacquered floors is perfect for this. It has a comfortable design with a telescopic handle, a microfibre cloth and a velcro fastener. Sometimes you may need a little liquid to remove dirt and stains. But be careful not to use too much water. **Tarkett Wood Floor Spray Cleaner** for lacquered floors is easy to use on these occasions, and the floor also dries more quickly.

If you want to use both, we have the **Tarkett Spray Mop Kit** for lacquered floors with a refillable liquid container.

**Bioclean** for lacquered floors and **Bioclean** for hardwax oil floors: Lasting, effective and biologically degradable general cleaner, which can be used for regular cleaning.

### SOLVING PROBLEMS

Don't worry if you drop a cup or get a scratch in your floor, Tarkett has several products for you to make spot repairs.

#### REPAIR BOX

Wax bars in different colours that can be mixed to obtain the perfect tone on deeper localized blemishes. Seal with repair lacquer.

#### REPAIR KIT

Should an accident happen, help is at hand. Our repair putty comes in a wide spectrum of colours. Seal with repair lacquer included in the kit.

#### OIL REPAIR KIT

Repair kit with oils, brushes and sanding papers that, together with a little time and effort, will make good scratches and blemishes in your hardwax oiled floors. Colour-matched to our oiled flooring range.

### MAINTENANCE

**Refresher for lacquered floors:** Protects and strengthens the floor surface, also preventing micro-scratches.

**Refresher for floors treated with hardwax oil:** Keeps the floor fresh and strengthens the surface against wear thanks to the hardwax it contains. It can also be used for parts of the floor that are subject to heavier wear.

Very rustic floors with cracks and surface effects such as saw marks and indentation marks react more to variations in relative humidity. They shrink in dry indoor climates and expand when the humidity increases. In the first year, particularly in winter, these floors (like Heritage for example) need some extra care. To rejuvenate hardwax oiled floors, use Tarkett Refresher, which gets right into cracks and features, protecting the whole surface.

Visit [www.tarkett.com](http://www.tarkett.com) for more information



Good to know

#### TIPS TO PROLONG THE BEAUTY OF YOUR FLOOR

Use furniture pads to minimize scratches. A rug for wiping feet in the hallway also stops dirt. Protective chair mats help prevent floor damage from chair castors.

# RANGE OVERVIEW

## ELEGANCE

22 mm thickness  
260/280 mm width




## HERITAGE

14 mm thickness  
190 mm width




194 mm width




## PRESTIGE

14 mm thickness  
162/190 mm width



194 mm width


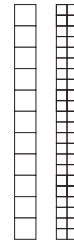


## NOBLE

16 mm thickness  
192 mm width


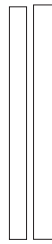


190 mm width



## VINTAGE

14 mm thickness  
162/190 mm width






**PLAY**

13/14 mm thickness


162 mm width



**PURE**

13/14 mm thickness


117/162/190 mm width



194 mm width





194 mm width




**SHADE**

13/14 mm thickness


117/134/162/190 mm width



194 mm width



194 mm width



**VIVA**

8.5 mm thickness

110/190 mm width



# FLOOR DETAILS & ITEM NUMBERS


NOBLE	Material code	Thickness (mm)	Width (mm)	Length (mm)	Pattern	Surface treatment	Surface effect	Bevel	Stained	m <sup>2</sup> / pack	Page
Noble Oak Greenwich	7806011	16	190	2 280	Big Block	Proteco Hardwax Oil	Brushed	-	Yes	2,60	
Noble Oak Scandinavia	7806008	16	192	2 028	Basket Weave	Proteco Hardwax Oil	Brushed	-	Yes	2,34	
Noble Oak Manhattan	7806014	16	190	2 280	Small Block	Proteco Hardwax Oil	Brushed	-	Yes	2,60	
Noble Oak Art Deco	7806009	16	192	2 028	Basket Weave	Proteco Hardwax Oil	Brushed	-	Yes	2,34	10
Noble Oak Soho	7806012	16	190	2 280	Big Block	Proteco Hardwax Oil	Brushed	-	Yes	2,60	8
Noble Oak Retro	7806007	16	192	2 028	Basket Weave	Proteco Lacquer	-	-	No	2,34	
Noble Oak Wasa	7806010	16	192	2 028	Basket Weave	Proteco Hardwax Oil	Brushed	-	Yes	2,34	11, 13
Noble Oak Chelsea	7806016	16	190	2 280	Small Block	Proteco Hardwax Oil	Brushed	-	Yes	2,60	6
Noble Oak Broadway	7806013	16	190	2 280	Big Block	Proteco Hardwax Oil	Brushed	-	Yes	2,60	12



**Noble Oak Greenwich**  
7806011 °



**Noble Oak Scandinavia**  
7806008 °



**Noble Oak Manhattan**  
7806014 °




**Noble Oak Art Deco**  
7806009 °




**Noble Oak Soho**  
7806012 °




**Noble Oak Retro**  
7806007 \*



**Noble Oak Wasa**  
7806010 °



**Noble Oak Chelsea**  
7806016 °




**Noble Oak Broadway**  
7806013 °

Note that the product range may differ by country. Some floors are not available in all stores. \* Proteco Lacquer \*\* Proteco Natura ° Proteco Hardwax Oil

<b>ELEGANCE</b>	Material code	Thickness (mm)	Width (mm)	Length (mm)	Pattern	Surface treatment	Surface effect	Bevel (4 side)	Stained	m <sup>2</sup> / pack	Page
Elegance Oak Champagne	41008002	22	280	2 520	1-strip	Proteco Hardwax Oil	Brushed	Minibevel	Yes	2,82	14
	41008005	22	260	2 520	1-strip	Proteco Hardwax Oil	Brushed	Minibevel	Yes	2,62	14
Elegance Oak Sterling	41008004	22	280	2 520	1-strip	Proteco Hardwax Oil	Brushed	Minibevel	Yes	2,82	16
Elegance Oak	41008001	22	280	2 520	1-strip	Proteco Hardwax Oil	Brushed	Minibevel	No	2,82	



**Elegance Oak Champagne**  
41008002 °



**Elegance Oak Sterling**  
41008004 °



**Elegance Oak**  
41008001 °

<b>PRESTIGE</b>	Material code	Thickness (mm)	Width (mm)	Length (mm)	Pattern	Surface treatment	Surface effect	Bevel (4 side)	Stained	m <sup>2</sup> / pack	Page
Prestige Ash Seashell	7967018	14	162	2 200	1-strip	Proteco Hardwax Oil	Antique brushed	Minibevel	Yes	2,14	21
Prestige Oak White Sand	7877046	14	190	2 200	1-strip	Proteco Hardwax Oil	Antique brushed	Minibevel	Yes	2,51	
	7877052	14	190	2 000	1-strip	Proteco Hardwax Oil	Antique brushed	Minibevel	Yes	2,28	
Prestige Oak Driftwood	7870059	14	194	2 281	3-strip	Proteco Hardwax Oil	Antique brushed	-	Yes	2,66	
Prestige Oak Sand	7870058	14	194	2 281	3-strip	Proteco Hardwax Oil	Antique brushed	-	Yes	2,66	
Prestige Oak	7877048	14	190	2 200	1-strip	Proteco Hardwax Oil	Antique brushed	Minibevel	No	2,51	
Prestige Oak Granite	7877054	14	190	2 000	1-strip	Proteco Hardwax Oil	Antique brushed	Minibevel	Yes	2,28	18
Prestige Oak Graphite	7877055	14	190	2 200	1-strip	Proteco Hardwax Oil	Antique brushed	Minibevel	Yes	2,51	20



**Prestige Ash Seashell**  
7967018 °



**Prestige Oak White Sand**  
7877046 °



**Prestige Oak Driftwood**  
7870059 °



**Prestige Oak Sand**  
7870058 °



**Prestige Oak**  
7877048 °



**Prestige Oak Granite**  
7877054 °




**Prestige Oak Graphite**  
7877055 °

The pictures only present the colour of the floor. For more details regarding grading and variations see the Grading Book or [www.tarkett.com](http://www.tarkett.com)



HERITAGE	Material code	Thickness (mm)	Width (mm)	Length (mm)	Pattern	Surface treatment	Surface effect	Bevel (2 side)	Stained	m <sup>2</sup> / pack	Page
Heritage Oak Opal White	41007014	14	190	2 200	1-strip	Proteco Hardwax Oil	Deep brushed	Handmade minibevel	Yes	2,51	22
Heritage Oak Chalk White	7870067	14	194	2 281	3-strip	Proteco Hardwax Oil	Deep brushed	-	Yes	2,66	26
Heritage Oak Lime Stone	41007002	14	190	2 200	1-strip	Proteco Hardwax Oil	Deep brushed	Handmade minibevel	Yes	2,51	24
Heritage Oak Urban Grey	41007007	14	190	2 200	1-strip	Proteco Hardwax Oil	Deep brushed	Handmade minibevel	Yes	2,51	
Heritage Oak Blonde	41007013	14	190	2 000	1-strip	Proteco Hardwax Oil	Deep brushed	Handmade minibevel	Yes	2,28	
Heritage Oak	41007001	14	190	2 200	1-strip	Proteco Hardwax Oil	Deep brushed	Handmade minibevel	No	2,51	
	41007009	14	190	2 000	1-strip	Proteco Hardwax Oil	Deep brushed	Handmade minibevel	No	2,28	
Heritage Oak Classic	7870066	14	194	2 281	3-strip	Proteco Hardwax Oil	Deep brushed	-	No	2,66	
Heritage Oak Dove Grey	41007015	14	190	2 200	1-strip	Proteco Hardwax Oil	Deep brushed	Handmade minibevel	Yes	2,51	
Heritage Oak Old Grey	41007005	14	190	2 200	1-strip	Proteco Hardwax Oil	Deep brushed	Handmade minibevel	Yes	2,51	
Heritage Oak Old Brown	41007004	14	190	2 200	1-strip	Proteco Hardwax Oil	Deep brushed	Handmade minibevel	Yes	2,51	27



**Heritage Oak Opal White**  
41007014 °



**Heritage Oak Chalk White**  
7870067 °




**Heritage Oak Lime Stone**  
41007002 °



**Heritage Oak Urban Grey**  
41007007 °



**Heritage Oak Blonde**  
41007013 °



**Heritage Oak**  
41007009 °



**Heritage Oak Classic**  
7870066 °



**Heritage Oak Dove Grey**  
41007015 °



**Heritage Oak Old Grey**  
41007005 °




**Heritage Oak Old Brown**  
41007004 °

Note that the product range may differ by country. Some floors are not available in all stores. \* Proteco Lacquer \*\* Proteco Natura ° Proteco Hardwax Oil

VINTAGE	Material code	Thickness (mm)	Width (mm)	Length (mm)	Pattern	Surface treatment	Surface effect	Bevel (2 side)	Stained	m <sup>2</sup> / pack	Page
Vintage Oak Copenhagen	7877040	14	190	2 000	1-strip	Proteco Hardwax Oil	Partial saw marks, brushed	Handmade minibevel	Yes	2,28	31
Vintage Oak Uppsala	7876105	14	162	2 000	1-strip	Proteco Hardwax Oil	Partial saw marks, brushed	Handmade minibevel	Yes	1,94	
Vintage Oak Lund	7877043	14	190	2 000	1-strip	Proteco Hardwax Oil	Partial saw marks, brushed	Handmade minibevel	Yes	2,28	28
Vintage Oak Orléans	7876104	14	162	2 000	1-strip	Proteco Hardwax Oil	Full saw marks, brushed	Handmade minibevel	Yes	1,94	
Vintage Oak Montpellier	7877041	14	190	2 200	1-strip	Proteco Hardwax Oil	Partial saw marks, brushed	Handmade minibevel	Yes	2,51	
Vintage Oak Chester	7877042	14	190	2 200	1-strip	Proteco Hardwax Oil	Indentation marks, brushed	Handmade minibevel	No	2,51	
Vintage Oak Salamanca	7877044	14	190	2 000	1-strip	Proteco Hardwax Oil	Partial saw marks, brushed	Handmade minibevel	Yes	2,28	



Vintage Oak Copenhagen  
7877040 °



Vintage Oak Uppsala  
7876105 °



Vintage Oak Lund  
7877043 °



Vintage Oak Orléans  
7876104 °



Vintage Oak Montpellier  
7877041 °




Vintage Oak Chester  
7877042 °



Vintage Oak Salamanca  
7877044 °

PLAY	Material code	Thickness (mm)	Width (mm)	Length (mm)	Pattern	Surface treatment	Surface effect	Bevel (2 side)	Stained	m <sup>2</sup> / pack	Page
Play Ash Ivory Plank	41006008	13	162	2 000	1-strip	Proteco Natura	-	Minibevel	Yes	1,94	32
Play Oak Winter Plank	7876024	14	162	2 520	1-strip	Proteco Natura	Brushed	Handmade bevel	Yes	2,45	
	7876007	14	162	2 000	1-strip	Proteco Natura	Brushed	Handmade bevel	Yes	1,94	
Play Oak Marble Plank	7876009	14	162	2 200	1-strip	Proteco Natura	Brushed	Minibevel	Yes	2,14	
Play Oak Charcoal Plank	7876106	14	162	2 000	1-strip	Proteco Natura	Brushed	Minibevel	Yes	1,94	



Play Ash Ivory Plank  
41006008 \*\*



Play Oak Winter Plank  
7876024 \*\*



Play Oak Marble Plank  
7876009 \*\*



Play Oak Charcoal Plank  
7876106 \*\*

The pictures only present the colour of the floor. For more details regarding grading and variations see the Grading Book or [www.tarkett.com](http://www.tarkett.com)




<b>PURE</b>	Material code	Thickness (mm)	Width (mm)	Length (mm)	Pattern	Surface treatment	Surface effect	Bevel (2 side)	Stained	m <sup>2</sup> / pack	Page
Pure Birch TreS	8540002	14	194	2 281	3-strip	Proteco Lacquer	-	-	No	2,66	
Pure Maple Nature TreS	8517003	14	194	2 281	3-strip	Proteco Lacquer	-	-	No	2,66	
Pure Ash Nature TreS	7965005	14	194	2 281	3-strip	Proteco Lacquer	-	-	No	2,66	47
	7965008	14	194	2 281	3-strip	Proteco Natura	-	-	No	2,66	47
Pure Beech Nature TreS	7930003	14	194	2 281	3-strip	Proteco Lacquer	-	-	No	2,66	
Pure Oak Select TreS	7870024	14	194	2 281	3-strip	Proteco Lacquer	-	-	No	2,66	
Pure Oak Nature Plank XT	7877027	14	190	2 200	1-strip	Proteco Natura	-	Minibevel	No	2,51	
	7877028	14	190	2 000	1-strip	Proteco Natura	-	Minibevel	No	2,28	
Pure Oak Nature Plank	7876001	14	162	2 200	1-strip	Proteco Lacquer	-	Minibevel	No	2,14	
	7876070	14	162	2 200	1-strip	Proteco Natura	-	Minibevel	No	2,14	
	7876069	14	162	2 000	1-strip	Proteco Natura	-	Minibevel	No	1,94	
	7878002	13	162	2 200	1-strip	Proteco Natura	-	Minibevel	No	2,14	
	7878001	13	162	2 000	1-strip	Proteco Natura	-	Minibevel	No	1,94	
Pure Oak Nature MiniPlank	8720020	14	117	1 245	1-strip	Proteco Natura	Brushed	Minibevel	No	1,17	
Pure Oak Nature DuoPlank	8727002	13	194	2 281	2-strip	Proteco Natura	-	-	No	2,66	
Pure Oak Nature TreS	7869015	14	194	2 281	3-strip	Proteco Lacquer	-	-	No	2,66	44
	8723001	13	194	2 281	3-strip	Proteco Lacquer	-	-	No	2,66	44
	7869017	14	194	2 281	3-strip	Proteco Natura	-	-	No	2,66	44
	8723004	13	194	2 281	3-strip	Proteco Natura	-	-	No	2,66	44
	7870038	14	194	2 281	3-strip	Proteco Hardwax Oil	-	-	No	2,66	44
Pure Oak Nature TreS (brushed)	7870061	14	194	2 281	3-strip	Proteco Natura	Brushed	-	No	2,66	
Pure Oak Rustic Plank XT	7879004	13	190	2 200	1-strip	Proteco Natura	Brushed	Minibevel	No	2,51	42
	7879003	13	190	2 000	1-strip	Proteco Natura	Brushed	Minibevel	No	2,28	42
Pure Oak Rustic Plank	7876080	14	162	2 200	1-strip	Proteco Natura	Brushed	Minibevel	No	2,14	
	7876079	14	162	2 000	1-strip	Proteco Natura	Brushed	Minibevel	No	1,94	
	7876037	14	162	2 200	1-strip	Proteco Hardwax Oil	Brushed	Minibevel	No	2,14	
	7876030	14	162	2 000	1-strip	Proteco Hardwax Oil	Brushed	Minibevel	No	1,94	
Pure Oak Rustic MiniPlank	8720008	14	117	1 245	1-strip	Proteco Natura	Brushed	Minibevel	No	1,17	
Pure Oak Rustic DuoPlank	8727003	13	194	2 281	2-strip	Proteco Natura	Brushed	-	No	2,66	46
Pure Oak Rustic TreS	8723020	13	194	2 281	3-strip	Proteco Lacquer	-	-	No	2,66	
	8723021	13	194	2 281	3-strip	Proteco Natura	-	-	No	2,66	
Pure Oak Antique Plank	7876018	14	162	2 200	1-strip	Proteco Natura	Brushed	Maxibevel	No	2,14	
Pure Walnut TreS	8577007	14	194	2 281	3-strip	Proteco Lacquer	-	-	No	2,66	
	8577008	14	194	2 281	3-strip	Proteco Natura	-	-	No	2,66	



Note that the product range may differ by country. Some floors are not available in all stores. \* Proteco Lacquer \*\* Proteco Natura ° Proteco Hardwax Oil



**Pure Birch TreS**  
8540002 \*



**Pure Maple Nature TreS**  
8517003 \*



**Pure Ash Nature TreS**  
7965005 \* 7965008 \*\*



**Pure Beech Nature TreS**  
7930003 \*



**Pure Oak Select TreS**  
7870024 \*



**Pure Oak Nature Plank XT**  
7877027 \*\*



**Pure Oak Nature Plank**  
7876001 \* 7876070/7878002 \*\*



**Pure Oak Nature MiniPlank**  
8720020 \*\*



**Pure Oak Nature DuoPlank**  
8727002 \*\*



**Pure Oak Nature TreS**  
7869015/8723001 \*  
7869017/8723004 \*\* 7870038 °



**Pure Oak Nature TreS (brushed)**  
7870061 \*\*



**Pure Oak Rustic Plank XT**  
7879004 \*\*



**Pure Oak Rustic Plank**  
7876080 \*\* 7876037 °



**Pure Oak Rustic MiniPlank**  
8720008 \*\*



**Pure Oak Rustic DuoPlank**  
8727003 \*\*



**Pure Oak Rustic TreS**  
8723020 \* 8723021 \*\*



**Pure Oak Antique Plank**  
7876018 \*\*



**Pure Walnut TreS**  
8577007 \* 8577008 \*\*



SHADE	Material code	Thickness (mm)	Width (mm)	Length (mm)	Pattern	Surface treatment	Surface effect	Bevel (2 side)	Stained	m <sup>2</sup> / pack	Page
Shade Ash Pearl White Plank	7967007	14	162	2 200	1-strip	Proteco Lacquer	Brushed	Minibevel	Yes	2,14	
Shade Ash Pearl White TreS	7965007	14	194	2 281	3-strip	Proteco Lacquer	Brushed	-	Yes	2,66	
Shade Ash Linen White Plank	7967009	14	162	2 200	1-strip	Proteco Natura	-	Minibevel	Yes	2,14	40
	7967008	14	162	2 000	1-strip	Proteco Natura	-	Minibevel	Yes	1,94	40
Shade Ash Linen White TreS	7965010	14	194	2 281	3-strip	Proteco Natura	-	-	Yes	2,66	
Shade Ash Melange TreS	7964006	14	194	2 281	3-strip	Proteco Natura	-	-	Yes	2,66	
Shade Oak Snow Flake Plank	7876113	14	162	2 200	1-strip	Proteco Natura	Brushed	Minibevel	Yes	2,14	36
	7876114	14	162	2 000	1-strip	Proteco Natura	Brushed	Minibevel	Yes	1,94	36
Shade Oak Snow Flake TreS	7870071	14	194	2 281	3-strip	Proteco Natura	Brushed	-	Yes	2,66	
Shade Oak Cotton White Plank XT	7877033	14	190	2 200	1-strip	Proteco Natura	-	Minibevel	Yes	2,51	
	7877034	14	190	2 000	1-strip	Proteco Natura	-	Minibevel	Yes	2,28	
Shade Oak Cotton White DuoPlank	8727004	13	194	2 281	2-strip	Proteco Natura	-	-	Yes	2,66	
Shade Oak Cotton White TreS	7870031	14	194	2 281	3-strip	Proteco Natura	-	-	Yes	2,66	
Shade Oak Satin White Plank	7876094	14	162	2 200	1-strip	Proteco Hardwax Oil	-	Minibevel	Yes	2,14	
	7876031	14	162	2 000	1-strip	Proteco Hardwax Oil	-	Minibevel	Yes	1,94	
Shade Oak Satin Soft White TreS	7870068	14	194	2 281	3-strip	Proteco Hardwax Oil	-	-	Yes	2,66	
Shade Oak Cream White Plank XT	7877049	14	190	2 000	1-strip	Proteco Natura	Brushed	Minibevel	Yes	2,28	
Shade Oak Cream White MidiPlank	41016001	13	134	1 850	1-strip	Proteco Natura	Brushed	Minibevel	Yes	1,98	
Shade Oak Cream White MiniPlank	8720009	14	117	1 245	1-strip	Proteco Natura	-	Minibevel	Yes	1,17	
Shade Oak Cream White DuoPlank	8727901	13	194	2 281	2-strip	Proteco Natura	-	-	Yes	2,66	
Shade Oak Cream White TreS	7870030	14	194	2 281	3-strip	Proteco Natura	-	-	Yes	2,66	
Shade Oak Antique White Plank XT	7877014	14	190	2 520	1-strip	Proteco Natura	Brushed	Maxibevel	Yes	2,87	
	7877002	14	190	2 200	1-strip	Proteco Natura	Brushed	Maxibevel	Yes	2,51	
	7877013	14	190	2 000	1-strip	Proteco Natura	Brushed	Maxibevel	Yes	2,28	
Shade Oak Antique White Plank	7876022	14	162	2 520	1-strip	Proteco Natura	Brushed	Maxibevel	Yes	2,45	
	7876021	14	162	2 200	1-strip	Proteco Natura	Brushed	Maxibevel	Yes	2,14	
	7876020	14	162	2 000	1-strip	Proteco Natura	Brushed	Maxibevel	Yes	1,94	
Shade Oak Soft Beige Plank	7878023	13	162	2 200	1-strip	Proteco Natura	Brushed	Minibevel	Yes	2,14	37
Shade Oak Soft Beige TreS	8723030	13	194	2 281	3-strip	Proteco Natura	Brushed	-	Yes	2,66	39
Shade Oak Essence Plank XT	7877050	14	190	2 200	1-strip	Proteco Natura	Brushed	Minibevel	Yes	2,51	
Shade Oak Essence DuoPlank	8727009	13	194	2 281	2-strip	Proteco Natura	Brushed	-	Yes	2,66	
Shade Oak Cloud Grey Plank	7876110	14	162	2 200	1-strip	Proteco Hardwax Oil	Brushed	Minibevel	Yes	2,14	38
	7876111	14	162	2 000	1-strip	Proteco Hardwax Oil	Brushed	Minibevel	Yes	1,94	38
Shade Oak Misty Grey Plank	7876085	14	162	2 520	1-strip	Proteco Natura	Brushed	Minibevel	Yes	2,45	
Shade Oak Misty Grey TreS	7870052	14	194	2 281	3-strip	Proteco Natura	-	-	Yes	2,66	



Shade Ash Pearl White Plank  
7967007\*



Shade Ash Pearl White TreS  
7965007\*



Shade Ash Linen White Plank  
7967009\*\*



Shade Ash Linen White TreS  
7965010\*\*

Note that the product range may differ by country. Some floors are not available in all stores. \* Proteco Lacquer \*\* Proteco Natura ° Proteco Hardwax Oil





**Shade Ash Melange TreS**  
7964006 \*\*



**Shade Oak Snow Flake Plank**  
7876113 \*\*



**Shade Oak Snow Flake TreS**  
7870071 \*\*



**Shade Oak Cotton White Plank XT**  
7877033 \*\*



**Shade Oak Cotton White DuoPlank**  
8727004 \*\*



**Shade Oak Cotton White TreS**  
7870031 \*\*



**Shade Oak Satin White Plank**  
7876094 °



**Shade Oak Satin Soft White TreS**  
7870068 °



**Shade Oak Cream White Plank XT**  
7877049 \*\*



**Shade Oak Cream White MidiPlank**  
41016001 \*\*



**Shade Oak Cream White MiniPlank**  
8720009 \*\*



**Shade Oak Cream White DuoPlank**  
8727901 \*\*



**Shade Oak Cream White TreS**  
7870030 \*\*



**Shade Oak Antique White Plank XT**  
7877014 \*\*



**Shade Oak Antique White Plank**  
7876022 \*\*




**Shade Oak Soft Beige Plank**  
7878023 \*\*



**Shade Oak Soft Beige TreS**  
8723030 \*\*



**Shade Oak Essence Plank XT**  
7877050 \*\*




**Shade Oak Essence DuoPlank**  
8727009 \*\*



**Shade Oak Cloud Grey Plank**  
7876110 °



**Shade Oak Misty Grey Plank**  
7876085 \*\*



**Shade Oak Misty Grey TreS**  
7870052 \*\*

The pictures only present the colour of the floor. For more details regarding grading and variations see the Grading Book or [www.tarkett.com](http://www.tarkett.com)



SHADE	Material code	Thickness (mm)	Width (mm)	Length (mm)	Pattern	Surface treatment	Surface effect	Bevel (2 side)	Stained	m <sup>2</sup> / pack	Page
Shade Oak Evening Grey MidiPlank	41016002	13	134	1 850	1-strip	Proteco Natura	Brushed	Minibevel	Yes	1,98	
Shade Oak Evening Grey TreS	7870065	14	194	2 281	3-strip	Proteco Natura	Brushed	-	Yes	2,66	
Shade Oak Soft Grey Plank	7878010	13	162	2 000	1-strip	Proteco Natura	Brushed	Minibevel	Yes	1,94	
Shade Oak Stone Grey Plank	7876088	14	162	2 000	1-strip	Proteco Natura	Brushed	Minibevel	Yes	1,94	
Shade Oak Stone Grey TreS	7870053	14	194	2 281	3-strip	Proteco Natura	Brushed	-	Yes	2,66	
Shade Oak Almond TreS	7870070	14	194	2 281	3-strip	Proteco Natura	Brushed	-	Yes	2,66	39
Shade Oak Antique Praline Plank	7876109	14	162	2 200	1-strip	Proteco Natura	Brushed	Minibevel	Yes	2,14	
Shade Oak Praline MiniPlank	8720016	14	117	1 245	1-strip	Proteco Natura	Brushed	Minibevel	Yes	1,17	41
Shade Oak Praline TreS	7870037	14	194	2 281	3-strip	Proteco Natura	Brushed	-	Yes	2,66	
Shade Oak Italian Brown Plank	7876112	14	162	2 000	1-strip	Proteco Natura	Brushed	Minibevel	Yes	1,94	
Shade Oak Italian Brown DuoPlank	8727013	13	194	2 281	2-strip	Proteco Natura	Brushed	-	Yes	2,66	34
Shade Oak Cumin MidiPlank	41016003	13	134	1 850	1-strip	Proteco Natura	-	Minibevel	Yes	1,98	
Shade Oak Cumin TreS	7870036	14	194	2 281	3-STRIP	Proteco Natura	-	-	Yes	2,66	



**Shade Oak Evening Grey MidiPlank**  
41016002 \*\*




**Shade Oak Evening Grey TreS**  
7870065 \*\*




**Shade Oak Soft Grey Plank**  
7878010 \*\*




**Shade Oak Stone Grey Plank**  
7876088 \*\*




**Shade Oak Stone Grey TreS**  
7870053 \*\*



**Shade Oak Almond TreS**  
7870070 \*\*



**Shade Oak Antique Praline Plank**  
7876109 \*\*




**Shade Oak Praline MiniPlank**  
8720016 \*\*




**Shade Oak Praline TreS**  
7870037 \*\*




**Shade Oak Italian Brown Plank**  
7876112 \*\*



**Shade Oak Italian Brown DuoPlank**  
8727013 \*\*



**Shade Oak Cumin MidiPlank**  
41016003 \*\*




**Shade Oak Cumin TreS**  
7870036 \*\*

Note that the product range may differ by country. Some floors are not available in all stores. \* Proteco Lacquer \*\* Proteco Natura ° Proteco Hardwax Oil

<b>VIVA</b>	Material code	Thickness (mm)	Width (mm)	Length (mm)	Pattern	Surface treatment	Surface effect	Bevel (4 side)	Stained	m <sup>2</sup> / pack	Page
Viva Oak Off-white (1-strip)	7828012	8,5	190	1 220	1-strip	Proteco Natura	Brushed	Microbevel	Yes	1,85	48
Viva Oak White (1-strip)	7828013	8,5	190	1 220	1-strip	Proteco Natura	Brushed	Microbevel	Yes	1,85	
Viva Oak White (2-strip)	7829002	8,5	190	1 220	2-strip	Proteco Natura	-	-	Yes	1,85	53
Viva Oak Grey (1-strip)	7828014	8,5	190	1 220	1-strip	Proteco Natura	Brushed	Microbevel	Yes	1,85	
Viva Oak (1-strip)	7828009	8,5	190	1 220	1-strip	Proteco Natura	Brushed	Microbevel	No	1,85	50
Viva Line Oak	7831002	8,5	110	1 220	1-strip	Proteco Natura	-	Microbevel	No	1,61	
Viva Line Oak (brushed)	7831003	8,5	110	1 220	1-strip	Proteco Natura	Brushed	Microbevel	No	1,61	52
Viva Oak (3-strip)	7828001	8,5	190	1 220	3-STRIP	Proteco Lacquer	-	-	No	1,85	
	7828002	8,5	190	1 220	3-STRIP	Proteco Natura	-	-	No	1,85	
Viva Line Walnut	8582002	8,5	110	1 220	1-strip	Proteco Natura	-	Microbevel	No	1,61	52
Viva Walnut (3-strip)	8581002	8,5	190	1 220	3-STRIP	Proteco Natura	-	-	No	1,85	




ULTRALOC



**Viva Oak Off-white (1-strip)**  
7828012 \*\*



**Viva Oak White (1-strip)**  
7828013 \*\*



**Viva Oak White (2-strip)**  
7829002 \*\*



**Viva Oak Grey (1-strip)**  
7828014 \*\*



**Viva Oak (1-strip)**  
7828009 \*\*




**Viva Line Oak**  
7831002 \*\*



**Viva Line Oak (brushed)**  
7831003 \*\*



**Viva Oak (3-strip)**  
7828001 \* 7828002 \*\*



**Viva Line Walnut**  
8582002 \*\*



**Viva Walnut (3-strip)**  
8581002 \*\*

# ACCESSORIES

Everything you need to make your newly installed floor even more beautiful, practical and durable.



① Colour-matched reducers provide a transition between two wooden floors or with other flooring solutions like tiles or carpet.

② When installing over large areas, an expansion gap is required. Tarkett's Transition accessory is the perfect choice.

③ Skirtings are used to hide the floor's expansion gaps. We offer a wide range of colours and designs tailored to your needs.

④ Colour-matched, seamless stair nosings create a modern look. Find out more on the next page.



## Discover our new, tailor-made stair nosings

Elegant and minimalist, our new collection of stair nosings offers the optimal solution for contemporary, stylish environments, thanks to its perfect colour match with our hardwax oiled floors.

- Perfect colour match with the on-trend floor designs in our Vintage, Prestige and Heritage ranges
- Materials are natural and hardwax oiled yet easy to clean and maintain
- Achieve a beautiful, durable finish with just a little care
- Suitable for installation in residential projects as well as in shops and bars

A premium solution providing optimal colour coordination between stairs and floor.























The stair nosing's colour and surface effects form a seamless match with the adjacent stair, retaining the wood's natural feel and subtle variations in tone.



Total compatibility with our standard floorboards comes via the 2-lock installation system, ensuring a tight, gap-free join. The minimalist design of the 90° corners creates a modern-looking, elegant transition between the stairs and the floor.

# ACCESSORIES

STAIR NOSING SOLUTION		Coordinated stair nosing	Top stair nosing
			
		14x43x51,4x1950 mm	14x40x51,4x1950 mm
Heritage Oak Opal White		8795021	8795221
Heritage Oak Lime Stone		8795022	8795222
Heritage Oak Urban Grey		8795023	8795223
Heritage Oak Blonde		8795024	8795224
Heritage Oak		8795025	8795225
Heritage Oak Old Grey		8795026	8795226
Heritage Oak Old Brown		8795027	8795227
Prestige Ash Seashell		8795033	8795233
Prestige Oak White Sand		8795029	8795229
Prestige Oak		8795031	8795231
Prestige Oak Granite		8795041	8795241
Vintage Oak Copenhagen		8795034	8795234
Vintage Oak Uppsala		8795035	8795235
Vintage Oak Lund		8795036	8795236
Vintage Oak Orléans		8795037	8795237
Vintage Oak Montpellier		8795038	8795238
Vintage Oak Chester		8795039	8795239
Vintage Oak Salamanca		8795040	8795240


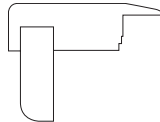


Only to be used together with a floating floor installation to allow movements.

For the best results, use a professionally-trained installer. (Staircase installation instructions available at [www.tarkett.com](http://www.tarkett.com)).

When ordering stair nosings, please bear in mind that a typical staircase is 900 mm wide with 14-17 steps.





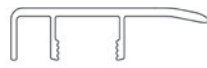







































As our stair nosings have the same composition as our standard floors, you can use the maintenance and technical data sheet for the relevant floor. All stair nosings are treated with hardwax oil and will require regular maintenance.

To give your installation the final touch, we recommend our hardwax oiled floor repair kit.

SOLID STAIR NOSE		Stair nose	Stair nose / landing profile
			
		48x19x2000 mm	60x26x2000 mm
Floor thickness:		Viva 8,5 mm	14 mm, 2-lock
Oak		8791505	8791466
Oak unfinished			8791465

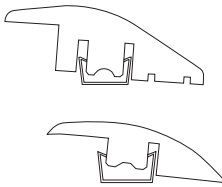

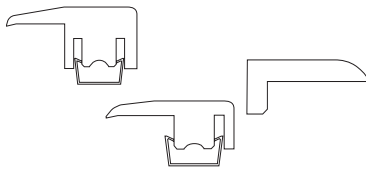
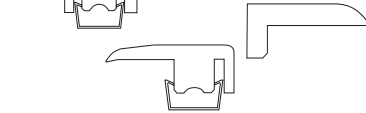
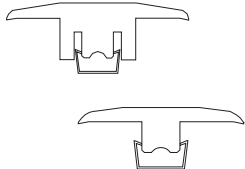
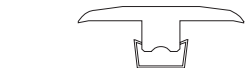



Wood is a natural product. Small variations in colour and structure may occur.

VENEER SKIRTINGS	Clipstar			Alustar Aluminium profile with wood veneer		Quadrant	
							
	60x16x2400 mm	80x16x2400 mm	60x22x2400 mm	43x8x900 mm	34x8x900 mm	20x20x2400 mm	
Ash		8791738			8791928	8791957	
Birch		8791783			8791974	8791981	
Maple		8791742			8791932	8791961	
Beech		8791744			8791933	8791962	
Oak		8791734	8791760	8791770	8791910	8791939	8791996
Oak Brushed		8791843			8791911	8791940	
Walnut		8791745			8791934	8791963	
White, foiled		8791740			8791935	8791964	8791998
Ash Ivory		8791852			8791931	8791960	
Ash White Pearl		8791842			8791930	8791959	
Ash White		8791741			8791929	8791958	
Oak Snow Flake		8791784			8791992	8791987	
Oak Cotton White		8791841			8791914	8791943	
Oak White Light		8791853			8791913	8791942	
Oak Lime Stone		8791845			8791915	8791944	
Oak White		8791736			8791912	8791941	
Oak Soft Beige		8791785			8791983	8791988	
Oak Blonde		8791846			8791916	8791945	
Oak Winter		8791839			8791938	8791967	
Oak Urban Grey		8791851			8791927	8791956	
Oak Warm Grey		8791854			8791924	8791953	
Oak Cloud Grey		8791787			8791985	8791990	
Oak Light Grey		8791757			8791923	8791952	
Oak Evening Grey		8791849			8791925	8791954	
Oak Dark Grey		8791756			8791922	8791951	
Oak Dove Grey		8791777			8791968	8791975	
Oak Soft Grey		8791781			8791972	8791979	
Oak Old Grey		8791850			8791926	8791955	
Oak Concrete		8791779			8791970	8791977	
Oak Graphite		8791789			8791993	8791995	
Oak Stone Grey		8791832			8791936	8791965	
Oak Almond		8791786			8791984	8791989	
Oak Praline		8791834			8791937	8791966	
Oak Umber Brown		8791847			8791920	8791949	
Oak Italian Brown		8791788			8791986	8791991	
Oak Cumin		8791758			8791919	8791948	
Oak Old Brown		8791848			8791921	8791950	
Oak Charcoal		8791780			8791971	8791978	
Clips for Clipstar skirting system 50 pcs/box		8791800	8791800	8791800			

Wood is a natural product. Small variations in colour and structure may occur.

# ACCESSORIES

SOLID MOULDINGS		Reducer		End profile			T-profile	
								
		58x19x2000 mm	44x12x2000 mm	38x19x2000 mm	32x12x2000 mm	21x9x2000 mm	58x20x2000 mm	44x12x2000 mm
Floor thickness:		13-17 mm	8-12 mm	13-17 mm	8-12 mm		13-17 mm	8-12 mm
Oak		8791107	8791126	8791136	8791144	8791300	8791157	8791175
Oak unfinished		8791105		8791134			8791156	

PIPE COLLARS	Material code	
Solid wood	17,1 mm	22,0 mm
Oak	8791810	8791811
Oak unfinished	8791825	8791826
Beech	8791812	8791813
Ash	8791814	8791815
Maple	8791816	8791817
Dark stain	8791818	8791819

DOUBLE PIPE COLLARS	Material code
Solid wood	
Oak, without holes	8791820
Oak unfinished, without holes	8791827

PROTECTION	Material code	Packaging
Furniture pads, self adhesive	20 mm	8792300
	28 mm	8792301
	10 cm x 15 cm x 3 mm	8792302
Furniture pads, nail-in	22 mm	8792310
	37 mm	8792311
Chair mat	100 x 120 cm	8792320
	150 x 120 cm	8792321

INSTALLER'S PROTECTIVE TROUSERS	Material code
Cargo trousers Grey	
S / C46	8790420
S / C48	8790421
M / C50	8790422
L / C52	8790423
XL / C54	8790424
Knee pads	8790425




















UNDERLAY MATERIAL		Material code	Packaging
Felt paper	Used on wooden surfaces to reduce small unevennesses in the subfloor and as a sound absorbent material.	8790300	63x15 m <sup>2</sup>
Tarkofoam II 2mm	Underlay material which reduces the sound of footsteps. Freon free	8790315	1x70 m <sup>2</sup>
Tarkofoam II 2mm		8790314	28x15 m <sup>2</sup>
Tarkoflex II 2mm	Underlay material which reduces the sound of footsteps, with 0.1 mm PE foil as moisture barrier. Freon free	8790312	22x15 m <sup>2</sup>
Tarkoflex II 2mm		8790316	1x70 m <sup>2</sup>
Vapour barrier 0,2mm	Polythene foil insulation	8790307	50x67,5 m <sup>2</sup>
Protective covering paper	Protects the floor against paint, scratches, etc.	8790308	40x75 m <sup>2</sup>

INSTALLATION	Material code	Packaging
Floor adhesive D3	8790100	12x0,75 l
Parquet adhesive D	8790102	1x14 kg
Parquet adhesive MS	8790109	1x18 kg
Primer for Parquet adhesive MS	8790108	1x11 kg
Serrated putty knife - TKB B13	8790211	1x1
Tarktool / Crowbar - For 8,5-13mm wood floors	8790210	1x1
Tarktool / Crowbar - For 14-22mm wood floors	8790202	1x1
Spacer wedges - plastic	8790204	1x50
Tapping block for floating installation - 60 cm	8790206	1x1
Tapping block for glue down installation - 60 cm	8790209	1x1
Tapping block for glue down of Elegance - 60 cm	8790212	1x1
Tapping block for glue down of Elegance - 20 cm	8790213	1x1
Start Up Kit (spacer wedges, tapping block, Tarktool DIY)	8790220	10x1
Startbox (spacer wedges, tapping block, Tarktool Pro)	8790221	6x1













CARE & MAINTENANCE		Material code	Packaging
Refresher for lacquered floors	Protects lacquered wooden floors. Fills in microscratches and strengthens the lacquer surface.	8792111	12x1 l
Refresher for floors treated with hardwax oil	Protects, strengthens and cleans wooden floors treated with hardwax oil.	8792209	6x1 l
Bioclean for lacquered floors	Lasting and effective universal cleaner. Biologically degradable.	8792120	12x1 l
Bioclean for floors treated with hardwax oil	Natural cleaning and maintenance concentrate. For regular cleaning and care. Biologically degradable.	8792123	12x1 l
Spray Cleaner	For daily cleaning of lacquered, hardwax oiled or oiled wooden floors and laminates.	8792204	10x0,75 l
Care Kit for wooden floors	Consists of Spray Cleaner, microfibre mop and mop handle.	8792205	9x1
Spray Mop Kit	Consists of Spray Mop, Refill Spray Mop Kit, microfibre mop.	8792206	1x1
Refill Spray Mop Kit	Refill for container in Spray Mop Kit.	8792207	6x1 l
Microfibre mop	With velcro fastener.	8792208	10x1

# ACCESSORIES

OIL REPAIR KIT		Material code
510		8790510
505		8790505
507		8790507
513		8790513
512		8790512
514		8790514
511		8790511
508		8790508
500		8790500
509		8790509
501		8790501
506		8790506
502		8790502
515		8790515
504		8790504



REPAIR STAIN / LACQUER		
	Repair stain	Repair Pen
White	8793147	
Ivory White	8793166	
Dark Grey		8793169
Walnut		8793170
Old Brown		8793171
Dark Brown		8793168
Black		8793167
<b>REPAIR LACQUER 30 ML</b>		
Proteco Lacquer	8793144	
Proteco Natura	8793145	

REPAIR PUTTY / KIT			
		Putty 100 g	Repair kit
Light Grey		8793161	
Ash, Maple, Birch			8793142
Maple, Ash, Ash White		8793125	
Oak light		8793121	
Birch		8793123	
Beech		8793124	8793141
Oak		8793120	8793140
Oak dark, Walnut		8793122	
Cherry		8793126	
Black		8793160	



REPAIR BOX		Material code
Repair Box	Contains 20 hardwax sticks in different colours, melting device and a plastic scraper.	8793130
Wax sticks - Refill	10 sticks/box. Min. 2 sticks/colour	8793129

WEAR LAYER - REPAIR STRIP		
Unfinished, 67,3x406,9 mm, 1 m <sup>2</sup> =37 pcs		
Oak		8793220
Beech		8793221
Birch		8793222
Ash		8793223



The pictures only present the colour of the floor. For more details regarding grades and variations, check Tarkett Grading Book or [www.tarkett.com](http://www.tarkett.com). Although every care has been taken to reproduce images that reflect the finished product, the quality of monitors and printers and the very nature of wood may result in variations in the colour and structure of individual planks. Tarkett's international range of wooden floors comprises many different products. Some of these may not be for sale in your country. Photos: Karl Anderson, Filippa Tredal, Sofi Sykfont, Trine Thorsen, Evolution. Stylists: Pella Hedeby, Per Wennberg, Therese Larsson, Rikke Bye-Andersen, Kirsten Visdal, Studio des Plantes. Print production: AB Laholms Lito.



■ WESTERN EUROPE: Austria: Tarkett Holding GmbH, Niederlassung Wien – Tel. +43 1 47 88 062 ■ Belgium: Tarkett Belux NV – Tel. +32 52 26 24 11 ■ Denmark: Tarkett A/S – Tel. +45 43 90 60 11 ■ Finland: Tarkett Oy – Tel. +358 9 4257 9000  
 ■ France: Tarkett SAS – Tel. +33 1 41 20 42 49 ■ Germany: Tarkett Holding GmbH – Tel. +49 62 33 810 ■ Greece: Tarkett Monoprosopi Ltd – Tel. +30 210 6745 340 ■ Italy: Tarkett S.p.A. – Tel. +39 0744 7551 ■ Luxembourg: Tarkett GDL SA – Tel. +352 949 211 8804 ■ Netherlands: Tarkett BV – Tel. +31 416 685 491 ■ Norway: Tarkett AS – Tel. +47 32 20 92 00 ■ Portugal: Tarkett SA – Tel. +351 21 427 64 20 ■ Spain: Tarkett Floors S.L. – Tel. +34 91 358 00 35 ■ Sweden: Tarkett Sverige AB – Tel. +46 771 25 19 00 ■ Switzerland: Tarkett Holding GmbH – Tel. +41 043 233 79 24 ■ Turkey: Tarkett Aspen – Tel. +90 212 213 65 80 ■ United Kingdom: Tarkett Ltd – Tel. +44 (0) 1622 854 040 ■ EASTERN EUROPE: Baltic Countries: Tarkett Baltics: Tel. +370 37 262 220 ■ Czech Republic: Tarkett org. slozka – Tel. +420 271 001 600 ■ Hungary: Tarkett Polska SP Z.O.O. magyarországi fióktelepe – Tel. +36 1 437 8150 ■ Poland: Tarkett Polska Sp. z o. o. – Tel. +48 22 16 09 231 ■ Russian Federation: ZAO Tarkett RUS – Tel. +7 495 775 3737 ■ Slovakia: Tarkett Polska, organizačná zložka – Tel. +421 2 48291 317 ■ South East Europe: Tarkett SEE – Tel. +381 21 7557 649 (44) 569 12 21 ■ Ukraine: Tarkett UA – Tel. +38 (0) 44 569 12 21 ■ ASIA AND OCEANIA: Australia: Tarkett Australia Pty Ltd – Tel. +61 2 88 53 12 00 ■ China: Tarkett Floor Covering (Shanghai) Co. Ltd. – Tel. +86 (21) 60 95 68 38 ext 841 ■ North East Asia: Tarkett Hong Kong Limited – Tel. +852 2511 8716 ■ India: Tarkett France (India Branch) – Tel. +91 11 4352 4073 ■ South East Asia: Tarkett Flooring Singapore Pte. Ltd. – Tel. +65 6346 1585 ■ AFRICA: Tarkett International: Tel. +33 1 41 20 41 01 ■ MIDDLE EAST: Tarkett Middle East: Tel. +961 1 51 3363/4 ■ Israel: Tarkett International: Tel. +33 1 41 20 41 01 ■ NORTH AMERICA: USA: Tarkett Inc. – Tel. +1 713 869 5811 / Johnsonite – Tel. +1 440 543 8916 ■ Canada: Tarkett Inc. – Tel. +1 450 293 173 ■ LATIN AMERICA: Brazil: Tarkett – Tel. 65 12 9954 7108 ■ Argentina - Chile - Uruguay: Tarkett Latam Mercosur – Tel. +54 11 47 0807 72 / +54 9 11 44 46 88 82 ■ Bolivia - Colombia - Ecuador - Panama - Paraguay - Peru - Trinidad and Tobago - Venezuela: Tarkett – Tel. +55 11 9 8410 9310 / +55 11 95494 0069 ■ Mexico /Central America: Tarkett Latam Mexico – Tel. +55 11 98410 9310

2019 / 7870 29 001X

www.tarkett.com

